

Mid-Size Transmitter

Hubbell Radio Remote Control Systems


Spec Sheet 31.320 • May 2000 • New
Replaces Spec Sheet 31110 of March 95

The Hubbell Mid-Size Transmitter is for use with Hubbell microcontroller receivers. It is used for the remote control of overhead cranes, locomotives and other moving equipment. The transmitter is fully self contained with battery, controller board, rf board, antenna, switches and indicators in a small, lightweight, rugged plastic case. The transmitter is equipped with either a 72–76 MHz or 450–470 MHz rf board and antenna, per customer order.

Levers similar to a crane cab master controller are provided for the control of bridge, trolley, main hoist, and auxiliary hoist motions. Each control switch has a positive detent arrangement to provide operator feedback of individual speed points. Additional toggle or spring return switches, key switches or pushbuttons can be provided for the control of other functions such as horn, brakes, magnets, tongs, etc. A Master Key Switch is provided for turning battery power on and off to the transmitter control circuit. A Run/Emergency Stop toggle switch is provided for quick stop in case of emergency. This switch must be in the Run position for the transmitter to operate.

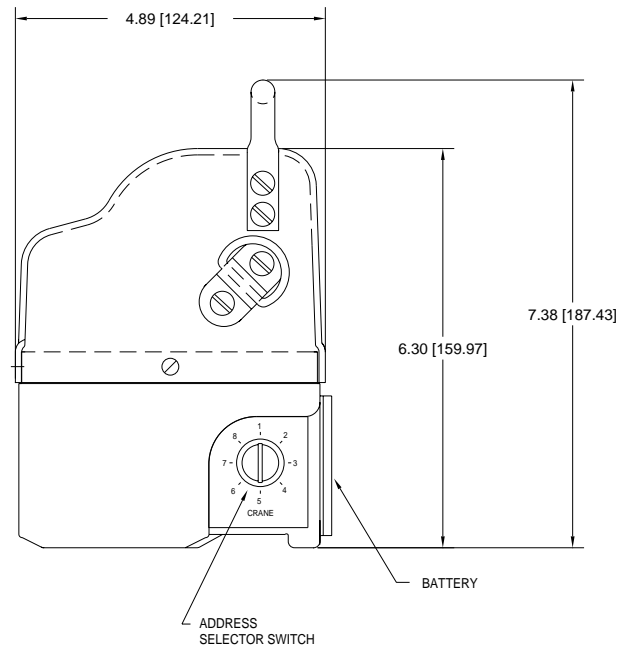
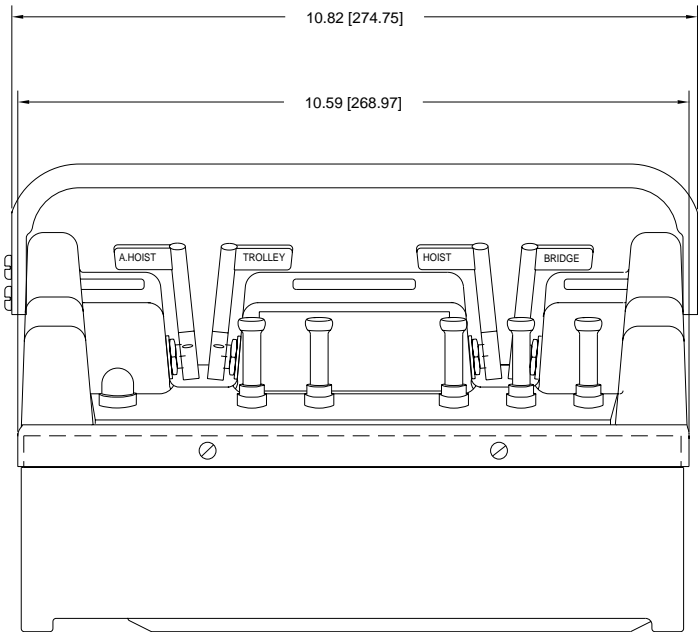
The battery is a 12 volt Ni-Cad module having the capacity to power the transmitter for two work shifts (20 hours) when fully charged. It is easily removed for quick recharging in the battery charger.

Each transmitter comes with a battery pack, two keys for the Master Switch and a fully adjustable shoulder harness.



Transmitter Specifications

	72 MHz Transmitters	450 MHz Transmitters
Frequency Range Channel Available Frequency Stability -10 to 60° C	72-76 MHz per customer license ±5ppm	406-430, 450-475 MHz per customer license ±5ppm
Emission Type Spurious/Harmonic Output (below carrier) Output to Antenna Effective Radiated Power Nominal Range (line of sight)	10KOFID >70db 300 mWV 3 mWV 800 ft	10KOFID >80db 300 mWV (low) / 1 W (high) 75 mWV (low) / 250 mWV (high) 1000 ft (low) / 1500 ft (high)
FCC Identifier Canada Certificate Number	LRL922206-72 2259-203-224	LRL922206-450 2259-203-222
Voltage Requirement Battery Usage Recharge Time	12.5V dc ±15% 20 hrs 8 hrs	12.5V dc ±15% 20 hrs (low) / 10 hrs (high) 8 hrs
Operating Temperature Relative Humidity LED Indicator Flashing: transmitting	-22° F to 140°F -30° C to 60° C 20% to 90% non - condensing Flashing: transmitting Steady: low battery	-22° F to 140°F -30° C to 60° C 20% to 90% non - condensing Flashing: transmitting Steady: low battery
Function Lever Switches Auxiliary Switches Weight with Battery	4 lever switches max. 8 toggle sw./p.b. 6.5 lbs.	4 lever switches max. 8 toggle sw./p.b. 6.5 lbs.



Hubbell Industrial Controls, Inc.

*a subsidiary of
Hubbell Incorporated*

50 Edwards Street
Madison, Ohio 44057
(440) 428-1161
Fax (440) 428-7635

4301 Cheyenne Drive
Archdale, NC 27263
(336) 434-2800
Fax (336) 434-2801

<http://www.hubbell-icd.com/radiocontrols/>

Hubbell Industrial Control Solutions

Free Manuals Download Website

<http://myh66.com>

<http://usermanuals.us>

<http://www.somanuals.com>

<http://www.4manuals.cc>

<http://www.manual-lib.com>

<http://www.404manual.com>

<http://www.luxmanual.com>

<http://aubethermostatmanual.com>

Golf course search by state

<http://golfingnear.com>

Email search by domain

<http://emailbydomain.com>

Auto manuals search

<http://auto.somanuals.com>

TV manuals search

<http://tv.somanuals.com>