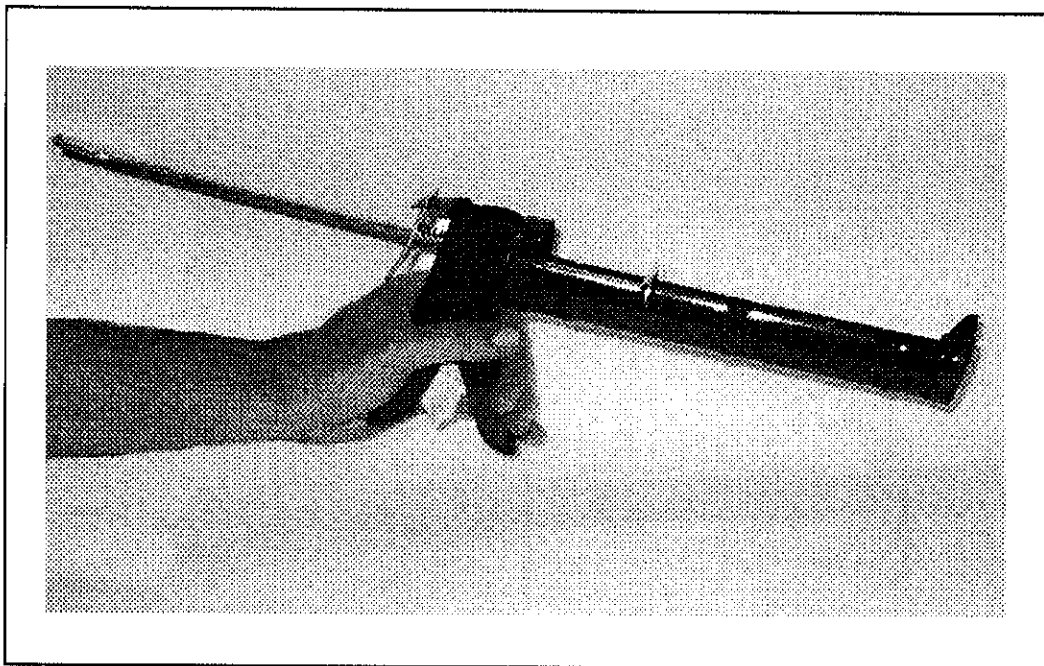


9" CAULKING GUN

MODEL #46077

OPERATING INSTRUCTIONS



3491 Mission Oaks Blvd., Camarillo, CA 93011
Visit our Web site at <http://www.harborfreight.com>

Copyright © 2001 by Harbor Freight Tools. All rights reserved. No portion of this manual or any artwork contained herein may be reproduced in any shape or form without the express written consent of Harbor Freight Tools.

For technical questions please call 1-800-444-3353

SPECIFICATIONS

ITEM	DESCRIPTION
Caulking Gun	23 Ga. Sheet Steel (Stamped and Formed)
Finish	Blue Paint w/Zinc Plating
Steel Rod w/ Steel Rivets	0.288 "
Handle	4" Square
Overall Size	12 1/2" Long X 2 1/8" Wide (Tube)
Capacity	9" for Standard Caulking Tube
Weight (Without Tube)	0.85 Lbs.

SAVE THIS MANUAL

You will need the manual for the safety warnings and precautions, assembly instructions, operating and maintenance procedures, parts list and diagram. Keep your invoice with this manual. Write the invoice number on the inside of the front cover. Keep the manual and invoice in a safe and dry place for future reference.

SAFETY WARNINGS AND PRECAUTIONS

1. **KEEP PRODUCT USAGE AREA CLEAN.** Cluttered areas invite injuries.
2. **KEEP CHILDREN AWAY FROM PRODUCT USAGE AREA.** Do not allow children to handle this product.
3. **DO NOT USE THIS PRODUCT IF UNDER THE INFLUENCE OF ALCOHOL OR DRUGS.** Read warning labels on prescriptions to determine if your judgement or reflexes are impaired while taking drugs. If there is any doubt, do not attempt to use this product.
4. **USE EYE PROTECTION.** Wear ANSI approved safety impact goggles. Goggles are available from Harbor Freight Tools.
5. **DO NOT OVERREACH.** Keep proper footing and balance at all times.
6. **STAY ALERT.** Watch what you are doing at all times. Use common sense. Do not operate this product when you are tired or distracted from the job at hand.
7. **CHECK FOR DAMAGED PARTS.** Before using this product, carefully check that it will operate properly and perform its intended function. Check for damaged parts and any other conditions that may affect its operation. Replace or repair damaged or worn parts immediately.
8. **REPLACEMENT PARTS AND ACCESSORIES.** When servicing, use only identical replacement parts. Only use accessories intended for use with this product. Approved accessories are available from Harbor Freight Tools.

OPERATING INSTRUCTIONS

The Caulking Gun with a Standard Caulking Tube (Not Included) is used when sealing window frames, sinks, bath tubs, fishing tanks, etc.

1. Place Standard Caulking Tube (not shown) in Blue Caulking Gun (#1) with Steel Rod (#3) and Pressure Plate (#4) retracted. To retract, use thumb to release. Press Release Lever (#2) to slide back Steel Rod (#3) and Pressure Plate (#4). See Figure 1

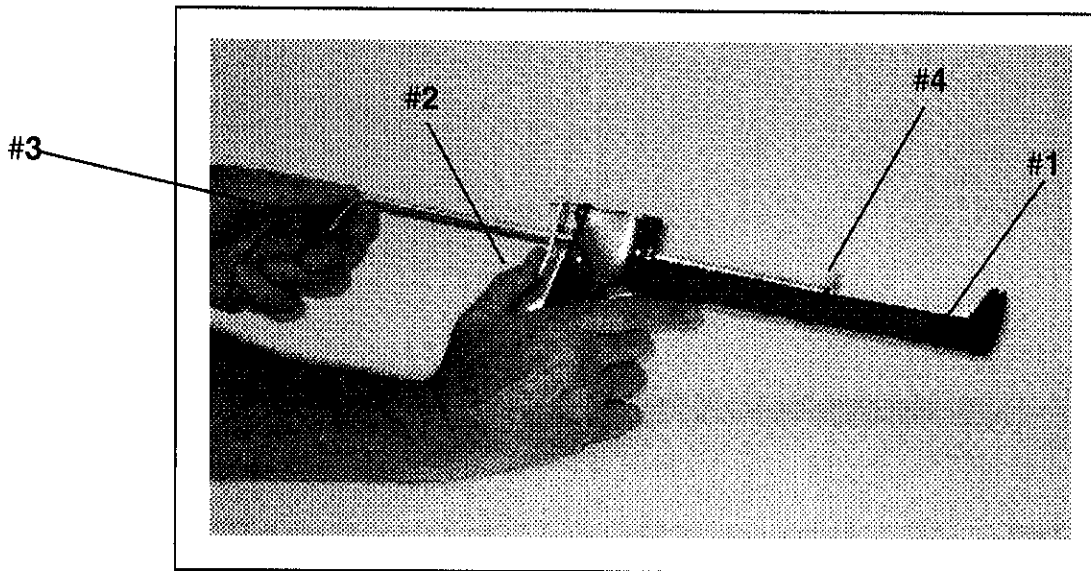


Figure 1

2. Place Standard Caulking Tube into Blue Caulking Gun (#1). See Figure 2




Figure 2

3. To push the Caulking out, using the Caulking Gun, read the instructions on the Standard Caulking Tube and apply pressure on the back of the Caulking Tube. Pressure Pusher should be in contact with Caulking Tube.
4. Your hand should be on the handle and squeeze the Trigger (#5) while pulling backwards, releasing the Caulk in the desired area you wish to caulk.
5. For best results, DO NOT PUSH Caulking forward. DRAG. Apply a consistent pressure.

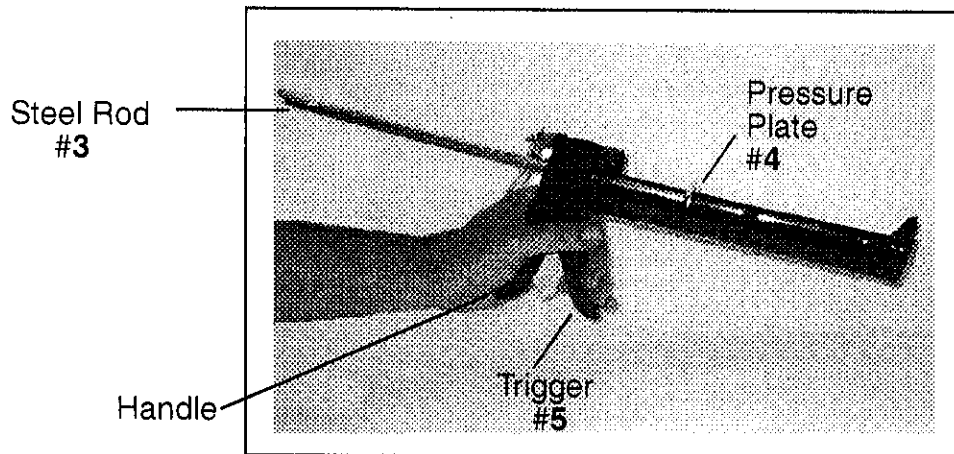


Figure 3

UNPACKING

When unpacking, check to make sure all parts shown on the Parts List are included. If any parts are missing or broken, please call Harbor Freight Tools at the number shown on the cover of this manual as soon as possible.

Parts List

Part #	Description
#1	Blue Caulking Gun
#2	Release Lever
#3	Steel Rod
#4	Pressure Plate
#5	Trigger

Free Manuals Download Website

<http://myh66.com>

<http://usermanuals.us>

<http://www.somanuals.com>

<http://www.4manuals.cc>

<http://www.manual-lib.com>

<http://www.404manual.com>

<http://www.luxmanual.com>

<http://aubethermostatmanual.com>

Golf course search by state

<http://golfingnear.com>

Email search by domain

<http://emailbydomain.com>

Auto manuals search

<http://auto.somanuals.com>

TV manuals search

<http://tv.somanuals.com>