


Ikelite Digital Housing

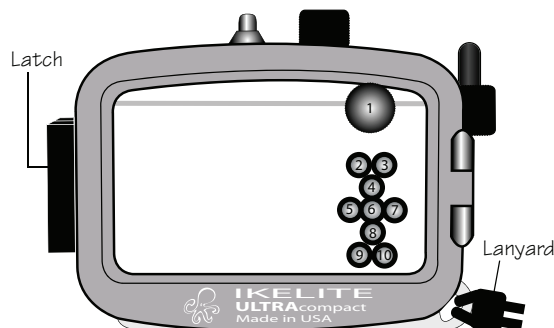
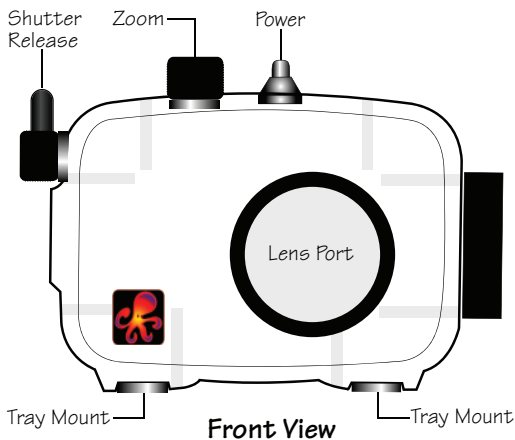
supplemental instructions

for

#6240.79 Canon SD790 IS, IXUS 90 IS, IXY 95 IS
ULTRAccompact Digital Housing



Housing Controls



- | | | |
|-------------------------|---------------|------------------|
| [1] Mode Switch | [4] ISO | [7] Flash |
| [2] Print/Assign Button | [5] Macro | [8] Single Erase |
| [3] Playback | [6] Func./Set | [9] Display |
| | | [10] Menu |

Back View

Camera Setup

1. Use Manual mode. The camera icon plus "M" indicates Manual mode. To rotate through camera modes when the camera is in the housing, push and hold the "print/assign" button, and then left or right toggle using buttons 5 and 7 (page #3).

2. ISO can be set as low as 80

NOTE: In "macro" mode, the aperture stops down to f8.0. If over-exposure occurs, enable Macro Mode setting. If over-exposure continues, back away from the subject and then zoom in as necessary. Camera will focus far away even if Macro Mode is on.

Ikelite W-20 Wide-Angle Conversion Lens #6420

An external wide angle conversion lens increases angle of coverage so you can get much closer to your subject while still fitting everything in the frame. Add an Ikelite W-20 or other wide-angle lens with an Ikelite accessory port adaptor.

NOTE: Slight vignetting may occur at widest angle camera lens setting. Zoom in slightly to eliminate, or crop the image in post-processing.

#9306.81 67mm Threaded Adaptor

Allows attaching Ikelite W-20, Epoque, and Type II Inon screw-on lenses with 67mm threads. Includes larger size removable flash deflector.

#9306.80 Bayonet Mount Adaptor

Allows attaching of the Inon UWL-105AD bayonet style lenses. Includes larger size removable flash deflector. Vignetting will occur at wide angle settings with these lenses. Zoom in or crop the image to eliminate vignetting.

Housing Lens Port

Your new Ikelite housing features a 46mm threaded port for attachment of external 46mm accessory wet lenses.

AF35 Strobe Package #4035

The AutoFlash AF35 kit is a great compliment, and an effortless, affordable way to add a flash to your new Ikelite point-and-shoot camera system. Everything you need to get started is in the box. Just attach it to the bottom of your housing and start taking pictures!

AF35 AutoFlash kit includes:

- AF35 strobe
- Flex arm
- AutoFlash sensor
- Handle with rubber grip
- Tray (single or dual)
- Mounting hardware



Strobe Compatibility Note:

The DS-200 Substrobe is NOT compatible with this camera system. Compatible strobes include the AF35, DS-51, DS-125, and DS-160.

Go to www.ikelite.com for complete strobe and accessory info.

Ikelite Underwater Systems
50 W 33rd Street
Indianapolis, IN 46208 USA

When returning products send "attn. Repair Dept."

"general questions" e-mail: ikelite@ikelite.com
www.ikelite.com
317-923-4523

Free Manuals Download Website

<http://myh66.com>

<http://usermanuals.us>

<http://www.somanuals.com>

<http://www.4manuals.cc>

<http://www.manual-lib.com>

<http://www.404manual.com>

<http://www.luxmanual.com>

<http://aubethermostatmanual.com>

Golf course search by state

<http://golfingnear.com>

Email search by domain

<http://emailbydomain.com>

Auto manuals search

<http://auto.somanuals.com>

TV manuals search

<http://tv.somanuals.com>