



INSTALLATION INSTRUCTIONS

VAPOR-TIGHT WALL MOUNT

5/01

IMI-447

IMPORTANT: Read carefully before installing fixture. Retain for future reference.

Warning:

• FAILURE TO FOLLOW INSTRUCTIONS MAY RESULT IN SERIOUS INJURY OR DEATH

- **This fixture is not suitable for Hazardous or Classified Locations. Disconnect all electrical power before installation or servicing.**
- **Not for use above cooking equipment.**

- **This product must be installed in accordance with the applicable installation code by a person familiar with the construction and operation of the product and the hazards involved. Consult a qualified electrician to ensure correct branch circuit conductor.**

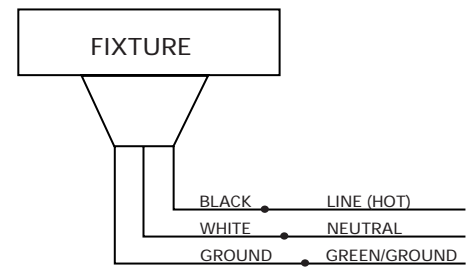
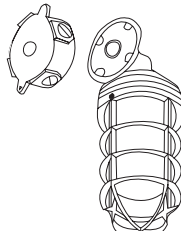
For Models:

ICVW1 Series

(200 Watt / 120 Volt) 1/2 NPS

ICVW2 Series

(300 Watt / 120 Volt) 3/4 NPS

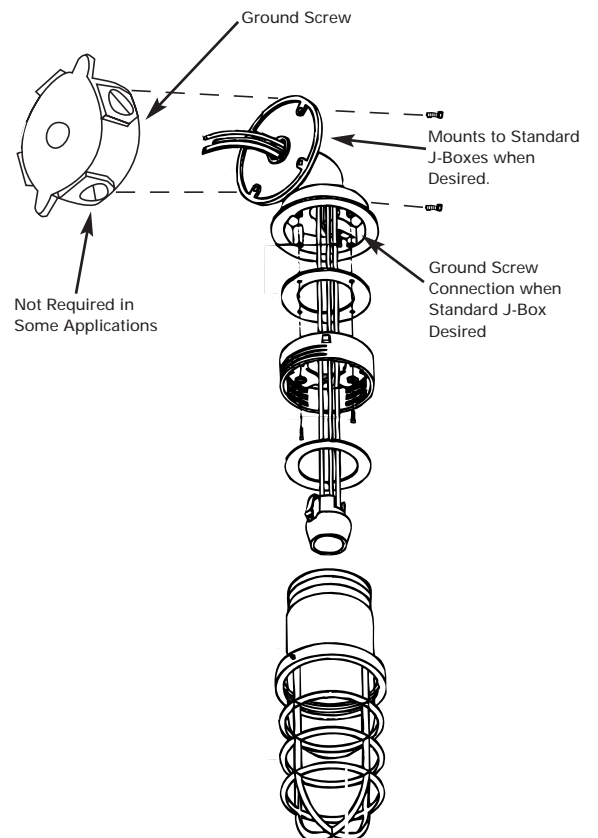


Instructions:

- Disconnect all electrical power from the source as per the NEC.
 - ➔ Turn off and lock circuit breakers and remove fuses protecting the circuit.
- Complete connections as per the diagram and the NEC using approved methods and devices. Proper grounding must include ground screw and ground wire.
- A surface mounted fixture requires the use of caulking compounds to provide a moisture tight seal. Use RTV silicone sealant.
- Relamp with proper wattage lamp only -- allow fixture to cool for relamping.
 - ➔ Lamps: (Sizes vary by manufacturer, so caution must be taken with Max Lamp Sizes stated.)
ICVW1: 200W MAX; A21 MAX; 120V MIN
ICVW2: 300W MAX; PS25 MAX; 120V MIN
- Min Supply Conductor Requirements.
ICVW1: 75°C
ICVW2: 90°C

Applications:

- Suitable for operation in Ambients not exceeding 40°C.
- Suitable for Wet Locations.



These instructions do not claim to cover all details or variations in the equipment, procedure, or process described, nor to provide directions for meeting every possible contingency during installation, operation or maintenance. When additional information is desired to satisfy a problem not covered sufficiently for user's purpose, please contact your nearest representative.

Free Manuals Download Website

<http://myh66.com>

<http://usermanuals.us>

<http://www.somanuals.com>

<http://www.4manuals.cc>

<http://www.manual-lib.com>

<http://www.404manual.com>

<http://www.luxmanual.com>

<http://aubethermostatmanual.com>

Golf course search by state

<http://golfingnear.com>

Email search by domain

<http://emailbydomain.com>

Auto manuals search

<http://auto.somanuals.com>

TV manuals search

<http://tv.somanuals.com>