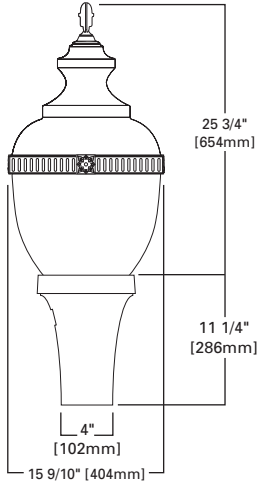


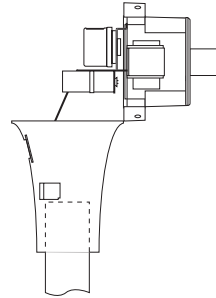
50-250W  
MH/HPS

# WST WESTMINSTER

POST-TOP AREA LUMINAIRE



**TILT-BACK POWER MODULE**



STREETWORKS™

**ORDERING INFORMATION**

SAMPLE NUMBER: WST50SR2554

PRODUCT FAMILY	LAMP WATTAGE <sup>1</sup>	LAMP TYPE <sup>1</sup>	BALLAST TYPE <sup>1</sup>	VOLTAGE <sup>1</sup>	REFRACTOR TYPE	BAND TYPE <sup>5</sup>	TOP TYPE	FINIAL TYPE	OPTIONS + ACCESSORIES (See Below)
WST=Westminster	50=50W 70=70W 10=100W 15=150W 17=175W 25=250W	M=Metal Halide <sup>2</sup> S=High Pressure Sodium	R=Reac./NPF <sup>3</sup> H=Reac./HPF N=Hi. Reac./NPF P=Hi. Reac./HPF W=CWA K=10KV CWA <sup>4</sup>	2=120V 0=208V 4=240V 7=277V 8=480V 9=347V W=Multi-Tap wired 120V N=Multi-Tap wired 277V V=Multi-Tap wired 240V	33=Type III 55=Type V	4=Brass Band 5=Painted Band <sup>6</sup> X=None	1=Acorn 2=Modern 3=Victorian 4=Classical	1=Victorian 2=Modern 3=Architectural X=None	

**GLOBE**

Globe is available in 9" high efficiency polycarbonate or standard acrylic design. Optional brass banding and finial available. Housing and finial standard black. Other finish colors available. Consult your Streetworks Representative.

**BALLAST**

Easily accessible, tilt-back power module. Standard plug-in starter when applicable.

**SOCKET**

Mogul-base socket for 50W through 250W HPS and 175W and 250W Metal Halide; 50W through 150W MH is medium base socket.

**PHOTOCONTROL**

Photocontrol receptacle available.

**HOUSING**

Cast aluminum housing. Standard color is black. Other finish colors available. Consult your Streetworks Representative. <sup>1</sup> ANSI wattage/source label.

**MOUNTING**

Post-top mount fits 3" O.D. tenons. Secures with three (3) square headed 1 1/4" polymer coated mounting bolts.

**FINISH**

Standard polyester powder coat finish in black. For more color options see optional color or consult your Streetworks representative for more information.

**EPA:**

Effective Projective Area: 1.7

**SHIPPING DATA**

Approximate Net Weight: 30 lbs. (14 kgs.)

**OPTIONS + ACCESSORIES** [Must be ordered in alphanumeric order]

**OPTIONS** (add as suffix)

- 1=Single Fuse, Internally Mounted (120 or 277V)
- 2=Double Fuse, Internally Mounted (208, 240, or 480V)
- 4=NEMA Twistlock Photocontrol Receptacle
- WH=White

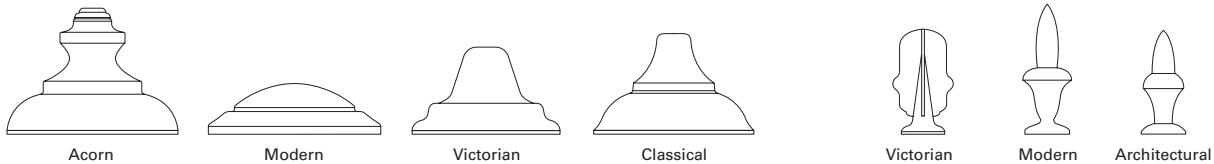
- BZ=Bronze
- AP=Grey
- DP=Dark Platinum
- H=Hartford Green

- P=Polycarbonate Refractor
- R=Internal Downlight Reflector
- U=UL/CSA Listed

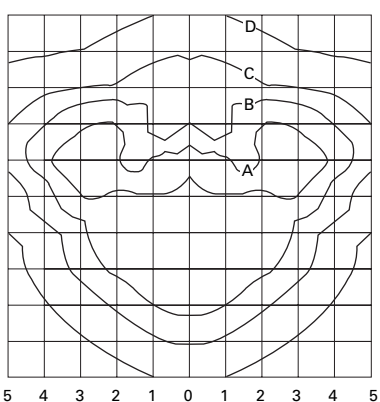
**ACCESSORIES** (order separately)

- AA1000=House Side Shield

**TOP + FINIAL OPTIONS**



**PHOTOMETRICS** [Complete IES files available at [www.cooperlighting.com](http://www.cooperlighting.com)]




**FOOTCANDLE TABLE**

Select mounting height and read across for footcandle values of each isofootcandle line. Distance in units of mounting height.

Mounting Height	Footcandle Values for Isofootcandle Lines			
	A	B	C	D
10'	2.25	1.12	0.45	0.22
15'	1.00	0.50	0.20	0.10
20'	0.56	0.28	0.11	0.05

**OPTIONAL COLORS <sup>7</sup>**



**WST15S31. IES**

150-Watt HPS  
16,000-Lumen Lamp  
Type III with Clear Top

NOTE: 1 Refer to technical section for lamp/ballast/voltage compatibility. 2 Available in 120V only. 3 Medium-base porcelain socket standard, for 150W and below Metal Halide. 4 Available 50-150W, 120/240V or single voltage only. 5 When brass band is chosen, finial finished in gold. 6 Painted to match luminaire. 7 Standard color is black. Other finish colors available. Consult your Cooper Lighting representative.

## Free Manuals Download Website

<http://myh66.com>

<http://usermanuals.us>

<http://www.somanuals.com>

<http://www.4manuals.cc>

<http://www.manual-lib.com>

<http://www.404manual.com>

<http://www.luxmanual.com>

<http://aubethermostatmanual.com>

Golf course search by state

<http://golfingnear.com>

Email search by domain

<http://emailbydomain.com>

Auto manuals search

<http://auto.somanuals.com>

TV manuals search

<http://tv.somanuals.com>