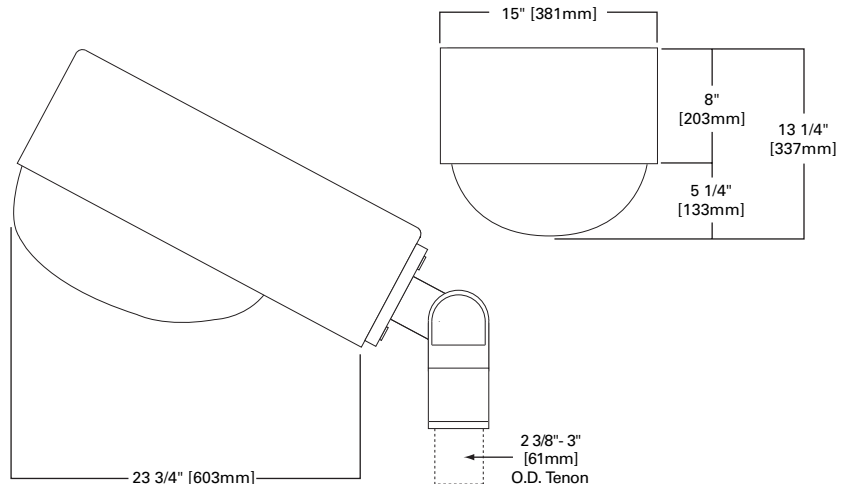


ORL OFF ROADWAY LIGHT

ROADWAY LUMINAIRE

150-400W
MH/HPS/MERCURY

STREETWORKS™

**PHOTOCONTROL**

Optional photocontrol receptacle.

HOUSING

Die-cast aluminum housing.
Standard grey polyester powder coat finish. Other finish colors available. Consult your Streetworks Representative.

DOOR

Spring-loaded die-cast aluminum door sealed with a Dacron polyester filter. ANSI wattage/source label.

LENS

Borosilicate glass refractor and anodized aluminum hydroformed reflector

SOCKET

Porcelain screw-shell socket fits mogul-base HID lamps.

BALLAST

Removable swing-down ballast tray with quick disconnect.

MOUNTING

Adjustable slipfitter for 2 3/8"-3" O.D. tenon. Optional yoke or trunnion mount available with cord grip connector 14/16 3C STWA.

ORDERING INFORMATION**SAMPLE NUMBER:** ORL15SWWXX**PRODUCT FAMILY**
ORL

LAMP WATTAGE
15=150W¹
25=250W
31=310W
40=400W

LAMP TYPE²
S=High Pressure Sodium
V=Mercury
M=Metal Halide

BALLAST TYPE²
C=CWI
M=Mag. Reg.
W=CWA
R=Reac./NPF
P=Hi. Reac./NPF
H=Reac.HPF
N=Hi. Reac./NPF
K=10 KV CWA

VOLTAGE²
2=120V
0=208V
4=240V
7=277V
8=480V
9=347V
P=240 w/PCR wired 120V
W=Multi-Tap wired 120V
N=Multi-Tap wired 277V
V=Multi-Tap wired 240V

DISTRIBUTION
XX=Not Classified


OPTIONS + ACCESSORIES
(See Below)

OPTIONS + ACCESSORIES [Must be listed in the order shown and separated by a dash]**OPTIONS** (add as suffix)

1=Single Fuse, Internally Mounted (120 or 277V)
2=Double Fuse, Internally Mounted (208, 240, or 480V)
4=Photocontrol Receptacle
WH=White
BK=Black
BZ=Bronze
B=Two Position Terminal Block
H=Plug-in Starter
M=MOV Lighting Surge Protector³
P=Polycarbonate Refractor
T=Trunnion Mount
Y=Yoke Mount
U=UL/CSA Listed

ACCESSORIES (order separately)

OA/RA1016=105-285V Photocontrol
OA/RA1027=480V Photocontrol
OA1153=External Cutoff Shield (.90 EPA)
105N11=14" Wood Pole Mount Bracket

OPTIONAL COLORS [Standard color is grey, other finish colors available. Consult your Cooper Lighting representative]

WH
White



BK
Black



BZ
Bronze

EPA:

Effective Projective Area:

Side 1.75

End 1.11

(EPA Calculated at 45°)

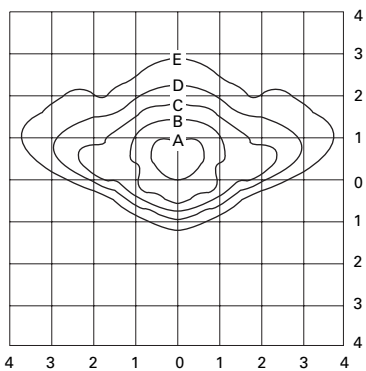
SHIPPING DATA

Approximate Net Weight:

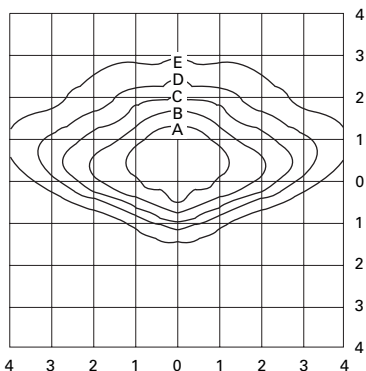
54 lbs. (25 kgs.)

NOTE: 1 150W units are for S55 lamp. 2 Refer to technical section for lamp/ballast/voltage compatibility. 3 MOV option is not available for any system requiring a three position terminal block (Example—120/240V incoming line). In order for MOV option to function center terminal of three position terminal block must be connected to "Earth" ground.

PHOTOMETRICS [Complete IES files available at www.cooperlighting.com]



ORL15S.IES
 150-Watt HPS
 16,000-Lumen Clear Lamp
 Tilt-35°



ORL40S.IES
 400-Watt HPS
 50,000-Lumen Clear Lamp
 Tilt-35°

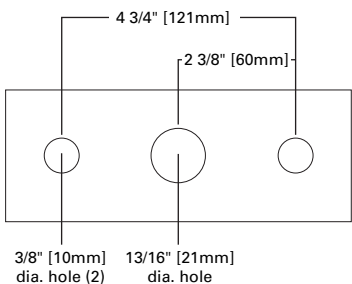
FOOTCANDLE TABLE

Select mounting height and read across for footcandle values of each isofootcandle line. Distance in units of mounting height.

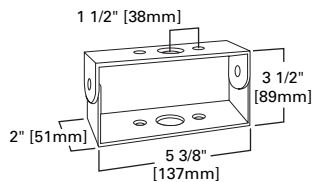
Mounting Height	Footcandle Values for Isofootcandle Lines				
	A	B	C	D	E
ORL15S.IES					
25'	2.88	1.44	0.72	0.36	0.14
30'	2.00	1.00	0.50	0.25	0.10
35'	1.50	0.75	0.38	0.19	0.07
ORL40S.IES					
35'	2.72	1.36	0.68	0.34	0.14
40'	2.00	1.00	0.50	0.25	0.10
45'	1.50	0.75	0.37	0.18	0.07

MOUNTING OPTIONS

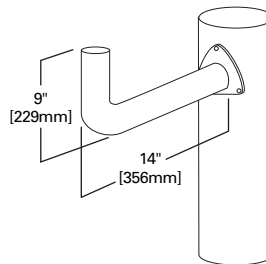
Drilling Pattern for Yoke Mount



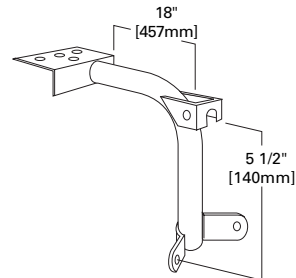
Drilling Pattern for Trunnion Mount



105N11 Wood Pole Bracket Slipfitter Mount 2 3/8" O.D.



OA1009 Wood Pole Bracket Trunnion Mount



Free Manuals Download Website

<http://myh66.com>

<http://usermanuals.us>

<http://www.somanuals.com>

<http://www.4manuals.cc>

<http://www.manual-lib.com>

<http://www.404manual.com>

<http://www.luxmanual.com>

<http://aubethermostatmanual.com>

Golf course search by state

<http://golfingnear.com>

Email search by domain

<http://emailbydomain.com>

Auto manuals search

<http://auto.somanuals.com>

TV manuals search

<http://tv.somanuals.com>