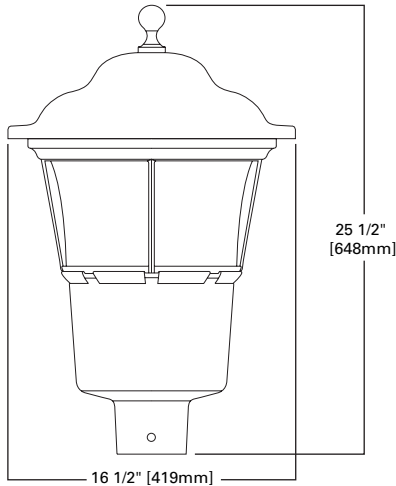


50-250W  
MH/HPS/MERCURY

# MPB BRECKENRIDGE

POST-TOP AREA LUMINAIRE



STREETWORKS™

## ORDERING INFORMATION

SAMPLE NUMBER: MPB50SR255

PRODUCT FAMILY	LAMP WATTAGE	LAMP TYPE	BALLAST TYPE	VOLTAGE	DISTRIBUTION	OPTIONS + ACCESSORIES (See Below)
MPB=Breckenridge	50=50W 70=70W 10=100W 15=150W 17=175W 25=250W <sup>1</sup>	M=Metal Halide <sup>2</sup> S=High Pressure Sodium V=Mercury	R=Reac./NPF <sup>3</sup> H=Reac./HPF <sup>3</sup> N=Hi. Reac./NPF P=Hi. Reac./HPF W=CWA K=10KV CWA <sup>4</sup>	2=120V 0=208V 4=240V 7=277V 8=480V 9=347V N=Multi-Tap wired 277V W=Multi-Tap wired 120V P=240/120 PCR	22=Type II 33=Type III 55=Type V	

## HOUSING + TOP

Die-cast aluminum housing with spun and stamped aluminum top. Toolless entry latch for relamping and ballast power module access. Standard color is black. Other finish colors available. Consult your Streetworks Representative. 1" ANSI wattage/source label.

## REFRACTOR

Injection molded acrylic refractors available in type II, III or V distributions. Optional glass or polycarbonate refractors available.

## SOCKET

Mogul-base socket for 50W through 150W HPS and 175W and 250W MH. 50W through 150W MH is medium-base socket. All sockets are 4KV pulse rated.

## BALLAST

Power module designed for easy removal of all electrical components for servicing by loosening two screws. Encapsulated plug-in starter may be replaced through top access. Two-position tunnel type compression terminal block with housing grounding screw. Removable tethered door assembly for easy access to wiring connections with stainless steel captive screw.

## PHOTOCONTROL

Optional internal NEMA twistlock photocontrol available. Accessible through door assembly.

## MOUNTING

Post top mount fits 3" O.D. tenons. Secured by 3/8" allen-head stainless steel fasteners.

## EPA:

Effective Projective Area: 1.7

## SHIPPING DATA

Approximate Net Weight: 34 lbs. (14 kgs.)

## OPTIONS + ACCESSORIES [Must be ordered in alphanumeric order]

### OPTIONS (add as suffix)

- 1=Single Fuse (120, 277 or 347V)
- 2=Double Fused (208, 240 or 480V)
- 3=Three Place Terminal Block
- 4=Internal NEMA Photocontrol Receptacle
- B=House Side Shield<sup>5</sup>
- G=Glass Refractor<sup>6</sup>
- P=Polycarbonate Refractor

- U=U.L./CSA Listed
- H=Hartford Green
- WH=White
- BZ=Bronze
- AP=Grey
- T=Thumb Screw Latch

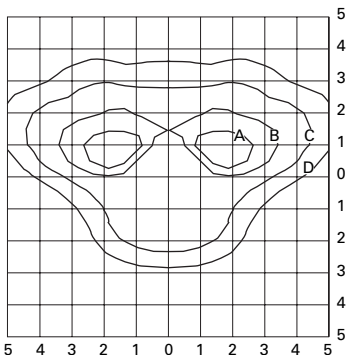
### ACCESSORIES (order separately)

- OA1202=House Side Shield

## OPTIONAL COLORS [Standard color is black, other finish colors available. Consult your Cooper Lighting representative]

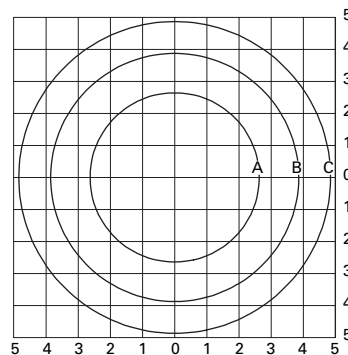


## PHOTOMETRICS [Complete IES files available at www.cooperlighting.com]



### MPB15S33.IES

150-Watt HPS  
16,000-Lumen Lamp  
Type III



### MPB15S55.IES

150-Watt HPS  
16,000-Lumen Lamp  
Type V

## FOOTCANDLE TABLE

Select mounting height and read across for footcandle values of each isofootcandle line. Distance in units of mounting height.

Mounting Height	Footcandle Values for Isofootcandle Lines			
	A	B	C	D
<b>MPB15S33.IES</b>				
12'	1.56	0.78	0.31	0.16
15'	1.00	0.50	0.20	0.10
18'	0.69	0.35	0.13	0.07
<b>MPB15S55.IES</b>				
12'	0.78	0.31	0.15	
15'	0.50	0.20	0.10	
18'	0.35	0.13	0.06	

NOTE: 1 Metal Halide only. 2 50W through 150W MH are medium-base socket. All others are mogul-base. 3 120 volt only. 4 50W through 150W HPS only. 5 Order OA1202 for field installation. 6 Available in Type III & V only.

## Free Manuals Download Website

<http://myh66.com>

<http://usermanuals.us>

<http://www.somanuals.com>

<http://www.4manuals.cc>

<http://www.manual-lib.com>

<http://www.404manual.com>

<http://www.luxmanual.com>

<http://aubethermostatmanual.com>

Golf course search by state

<http://golfingnear.com>

Email search by domain

<http://emailbydomain.com>

Auto manuals search

<http://auto.somanuals.com>

TV manuals search

<http://tv.somanuals.com>