

FAIL-SAFE®



CFD

3 2 W
Fluorescent

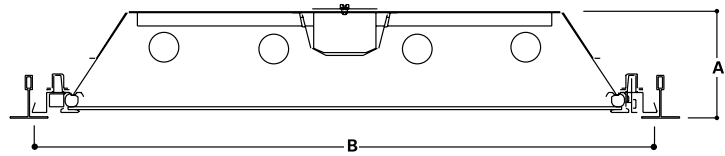
2' x 4'
FLUORESCENT GRID

- Nominal 3 3/4" deep recessed housing consists of one-piece, code gauge, prime cold rolled steel. The hole-free embossed housing has full length die formed stiffeners for added strength. End plates are securely attached and completely sealed
- Standard Class P, CBM/ETL ballast
- Electrostatically applied baked white polyester powder enamel finish. Minimum reflectance 90%. Multistage cleaning cycle, iron phosphate coating with rust inhibitor
- Die formed, heavy gauge, extruded aluminum door with reinforced corners and baked white enamel finish. Positive light seals
- Lens retained by one piece continuous gasket secured into door frame creating an environmental seal
- Positive cam action spring loaded, self-locking, black steel latches. Safety-lock hinges allow hinging and latching on either side
- One piece continuous gasket surrounds perimeter of lens to seal lens to door frame. Additional gasketing seals door to housing

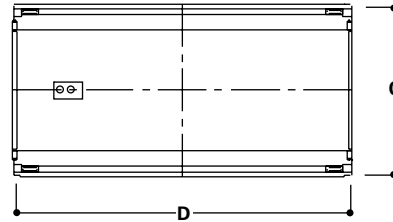
DESCRIPTION

The Fail-Safe CFD Series Cleanroom Troffer is enclosed and gasketed to maintain ceiling integrity and protect against infiltration of particles and airborne bacteria. The housing and door are designed to work with 1" and 1 1/2" inverted T-Grid ceilings. The sealed, hole-free housing prevents air exchange between the fixture and plenum and allows relamping without contamination of clean areas. Dedicated to today's T8 lamp technology, these luminaires are U.L. listed and C.S.A. certified for wet locations for covered ceiling applications and are manufactured in accordance with U.S.D.A., F.D.A., and Federal Standard 209E. Suitable for use in I.E.S. Class 1,000, 10,000 and 100,000 clean room environments.

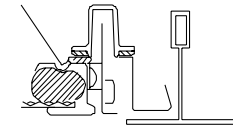
DIMENSIONS



MOUNTING



DOOR FRAME

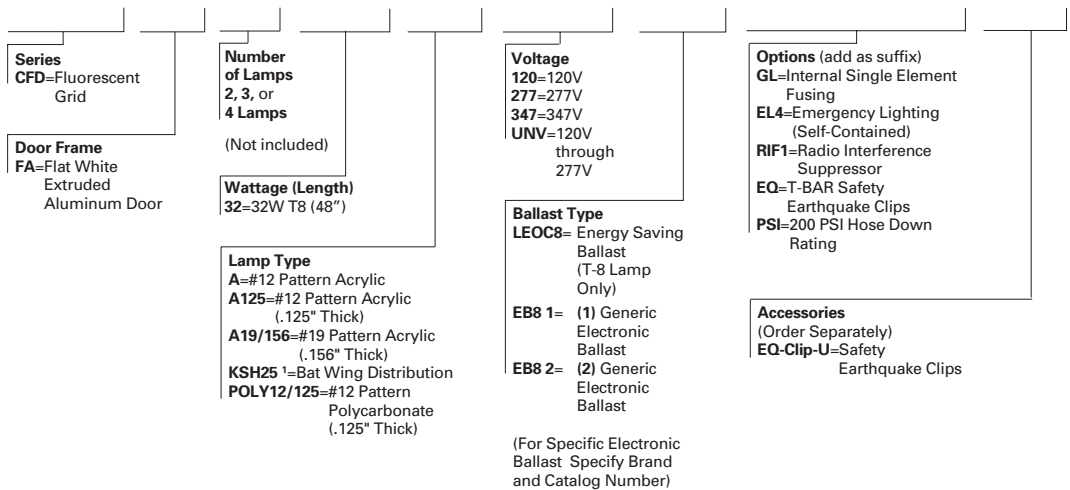


Shown With 1 1/2" T-Grid

A	B	C	D
3 3/4"	23 3/4"	23 3/4"	48"
95mm	602mm	602mm	1219mm

ORDERING INFORMATION

SAMPLE NUMBER: CFDSF-432A-120-EB81-EL4-U



Notes: For additional options, consult your Cooper Lighting Representative. Specifications and Dimensions subject to change without notice. Electronic ballast may cause interference with other electronic devices. If interference occurs, move the device away from the product or plug/connect into a different circuit/outlet.

¹ The KSH25 provides improved visual performance and wide angle distribution. This lens has an integral prism pattern designed so that prisms face the lamp cavity and still supply superior photometrics. Highly recommended for all high tech manufacturing environments.

Free Manuals Download Website

<http://myh66.com>

<http://usermanuals.us>

<http://www.somanuals.com>

<http://www.4manuals.cc>

<http://www.manual-lib.com>

<http://www.404manual.com>

<http://www.luxmanual.com>

<http://aubethermostatmanual.com>

Golf course search by state

<http://golfingnear.com>

Email search by domain

<http://emailbydomain.com>

Auto manuals search

<http://auto.somanuals.com>

TV manuals search

<http://tv.somanuals.com>