

## DESCRIPTION

The VRVT2 Series is an energy efficient industrial Vaportite fixture that features rugged and durable construction. The VRVT2 incorporates a full metal fixture liner inside a reinforced fiberglass housing with a high impact diffuser. This Vaportite series is suitable for interior and exterior applications and can be surface or chain mounted.

The rugged, durable VRVT2 is perfect for coolers, car washes, breeze/walkways, canopies and other outdoor or indoor areas where environmental abuse is a problem.

Catalog #		Type
Project		
Comments		Date
Prepared by		

## SPECIFICATION FEATURES

### A ... Construction

Fiberglass housing is reinforced polyester and self-extinguishing (ASTM-D635-74) plastic of a permanent pearl gray color. Top of housing has nine embossments (4' unit) and thirteen embossments (8' unit), providing mounting flexibility on uneven surfaces. A watertite hub for 1/2" conduit entry is provided at each end of housing (standard) for continuous feed. Polyurethane gasketing is formed in the housing providing a continuous seamless seal for the diffuser. Six sturdy cam latches (4' unit) and twelve (8' unit) with integral stainless steel TORX screws clamp diffuser tightly for a positive seal between housing, gasketing and diffuser.

### B ... Electrical\*

Unit has full metal liner (channel) secured by brass internal/external mounting studs for positive grounding, maximum protection and rigidity. Ballasts are CBM/ETL Class "P" certified suitable to plus 50°F. (Cold temperature ballasts are available suitable to 0°F, on special order) Spring loaded lampholders. Electrical components and fixtures are UL/CUL listed for Wet Locations.\*\* IP65 approved (4' only).

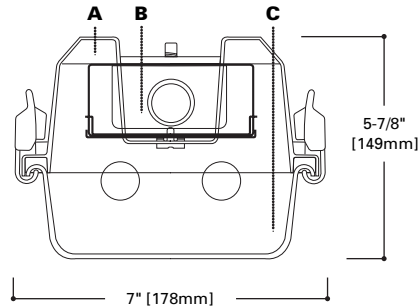
### C ... Reflectors

"DR" - Clear low brightness pattern acrylic with 15% high impact additive.  
 "DR-100" - Clear low brightness pattern acrylic with 100% high impact additive.  
 Example: VT2-296DR-100  
 "LEX" - High impact clear low brightness pattern polycarbonate.  
 LEXAN Example: VT2-296LEX.

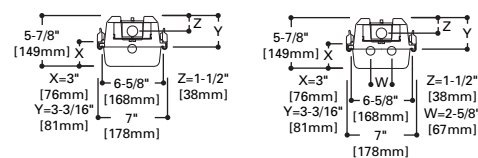


**VRVT2**  
 196  
 196T8  
 296  
 296T8

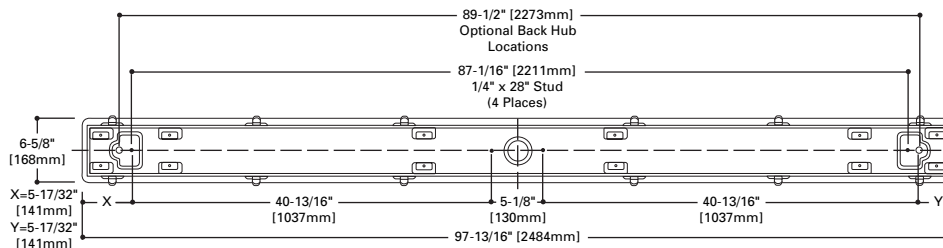
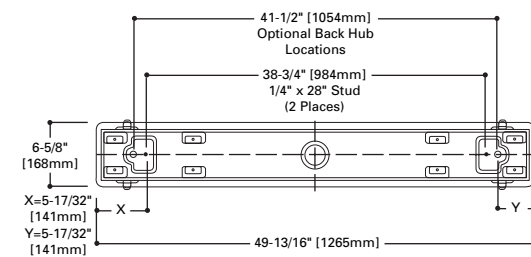
**4' or 8' INDUSTRIAL  
 1 or 2 LAMPS  
 SLIMLINE  
 Vandal Resistant Luminaire**



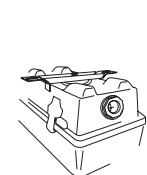
## LAMP CONFIGURATIONS




## MOUNTING DATA



## INSTALLATION DATA



**MOUNTING BRACKETS**  
 Furnished  
 Two per 2' and 4' Unit  
 Four per 8' Unit



**OPTIONAL CHAIN HANGING SET**  
 (VT2-CHAIN/SET-U)  
 Includes 6 ft. of chain, 4 large S-Hooks and 4 small S-Hooks  
 Order One (1) Kit for each 2' or 4' Fixture  
 Two (2) Kits Recommended For 8' Fixture

## ENERGY DATA

Input Watts:  
**EB Ballast & STD Lamps**  
 148 (46)  
 196 (85)  
 196T8 (70)  
 248 (74)  
 296 (136)  
 296T8 (110)

**ES Ballast & STD Lamps**  
 296 (158)

**STD Ballast & STD Lamps**  
 148 (60)  
 196 (72)  
 248 (102)

Luminaire Efficacy Rating  
**LER = Ft-77**

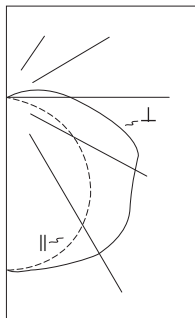
Catalog Number: VRVT2-296T8

Yearly Cost of 1000 lumens,  
 3000 hrs at .08 KWH = \$3.12

\*Reference the lamp/ballast data in the Technical Section for specific lamp/ballast requirements.

\*\*Not Suitable for Wet Locations if EL4 Option is added. Consult Pre Sales Technical Support.





**VRVT2-296T8-DR-WL**  
Energy Saving Ballast

F96T8/SPX35 Lamps  
5950 Lumens

Spacing criterion:  
(||) 1.3 x mounting  
height, (⊥) 1.6 x  
mounting height

Efficiency 76.5%

Test Report  
#ITL44180

LER = FI-77

Yearly Cost of 1000  
lumens, 3000 hrs at  
.08 KWH = \$3.12

**Coefficients of Utilization**

rc	Effective floor cavity reflectance																	
	80%				70%				20%									
rw	70	50	30	10	70	50	30	10	50	30	10	50	30	10	50	30	10	0%
<b>RCR</b>																		
0	90	90	90	90	87	87	87	87	82	82	82	77	77	77	73	73	73	71
1	79	75	71	67	77	72	69	65	68	65	62	64	61	59	60	58	56	54
2	71	64	58	52	69	62	56	51	58	53	49	55	51	47	51	48	45	43
3	64	55	48	42	62	53	47	41	50	45	40	47	43	39	44	41	37	35
4	58	48	41	35	56	47	40	34	44	38	33	42	36	32	39	35	31	29
5	53	43	35	30	51	41	34	29	39	33	28	37	32	27	35	30	27	25
6	49	38	31	25	47	37	30	25	35	29	24	33	28	24	31	27	23	21
7	45	34	27	22	44	33	27	22	32	26	21	30	25	21	29	24	20	19
8	42	31	24	20	41	30	24	19	29	23	19	27	22	18	26	21	18	16
9	39	29	22	17	38	28	22	17	27	21	17	25	20	16	24	19	16	15
10	37	26	20	16	36	26	20	16	24	19	15	23	18	15	22	18	15	13

**Zonal Lumen Summary**

Zone	Lumens	%Lamp	%Fixture
0-30	1681	14.1	18.5
0-40	2870	24.1	31.5
0-60	5544	46.6	60.9
0-90	8432	70.9	92.6
90-180	675	5.7	7.4
0-180	9107	76.5	100.0

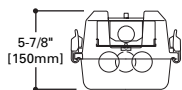
**Candela**

Angle	Along	45°	Across ⊥
0	2048	2048	2048
10	2029	2024	2076
20	1930	1987	2107
30	1765	1943	2147
40	1535	1854	2093
50	1231	1664	1920
60	845	1398	1749
70	460	1228	1572
80	176	871	1118
90	28	489	741
100	28	254	466
110	14	93	216
120	7	54	55
130	5	36	49
140	6	17	35
150	5	7	17
160	5	4	6
170	3	3	3
180	0	0	0

**DEEP DIFFUSER**

(Available for 4' Fixture Length)

To Complement Deep Diffuser Depth  
of 8' Fixture



**SHIPPING INFORMATION**

Catalog No.	Wt.
VRVT2-196T8 DR-WL	35 lbs.
VRVT2-296T8 DR-WL	35 lbs.

## Free Manuals Download Website

<http://myh66.com>

<http://usermanuals.us>

<http://www.somanuals.com>

<http://www.4manuals.cc>

<http://www.manual-lib.com>

<http://www.404manual.com>

<http://www.luxmanual.com>

<http://aubethermostatmanual.com>

Golf course search by state

<http://golfingnear.com>

Email search by domain

<http://emailbydomain.com>

Auto manuals search

<http://auto.somanuals.com>

TV manuals search

<http://tv.somanuals.com>