



# Model MBS1000A Desktop Paging Microphone

## DESCRIPTION

The Bogen Model MBS1000A is a dual-impedance, uni-directional, dynamic desktop microphone with a rubberized finish for all industrial and commercial public address and paging applications. The MBS1000A has a bottom-mounted slide switch for low- or high-impedance selection. The wide band frequency response is smooth and peak free, thereby providing a natural, highly-intelligible sound.

The microphone output provides a normally open switch closure pair that can be used to operate external equipment. When the microphone is activated using either the push-to-talk or lift-to-talk functions, the provided contact closes. The push-to-talk actuator bar includes a locking feature to allow the mic to remain active for extended periods. The lift-to-talk feature can be enabled or disabled using a bottom-mounted selector switch.

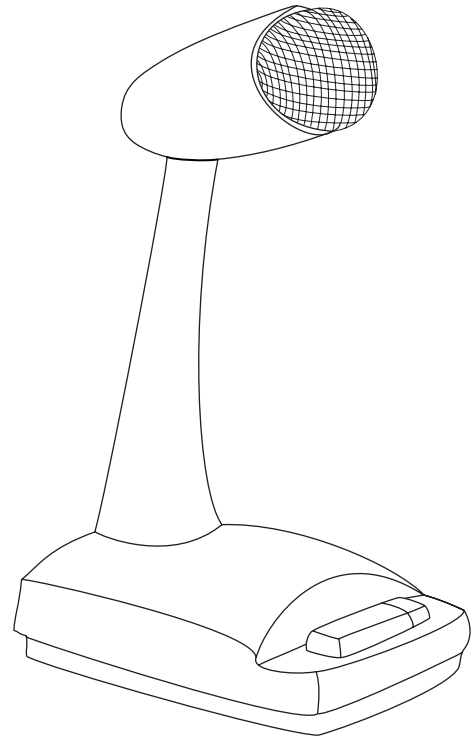
Four molded, non-skid, non-marring, and permanently resilient "feet" are located under the cast base.

## SPECIFICATIONS

Element:	Dynamic
Polar Pattern:	Uni-directional
Frequency Response:	45 to 15,000 Hz
Output:	Hi-Z: -52 dB (0 dB = 1 volt/microbar) Lo-Z: -72 dB (0 dB = 1 volt/microbar)
Impedance:	Hi-Z: 50,000 ohms, matches 50,000 ohms or greater Lo-Z: 500 ohms, matches 125 to 1000 ohms
Switch:	Push-to-talk and push-to-lock
Cable:	7-feet of four-conductor, two-shielded cable (mic leads shielded, contacts not shielded)
Dimensions:	4-3/8" W x 9-3/8" H x 5-7/8" D
Product Weight:	1 lb.
Finish:	Black rubberized finish with die cast base

## IMPEDANCE

The Bogen Model MBS1000A is a dual-impedance microphone. The high-impedance position is 50,000 ohms unbalanced and the low-impedance is 500 ohms balanced. The low-impedance position is recommended for long cable length requirements. Cable lengths of 100 feet or more can be used in this position without loss of level or deterioration of high frequency response.



## CABLE END CONNECTIONS

- HI IMPEDANCE:** Connect the red lead to an unbalanced mic input, the black lead and shield to ground, and the white and green to external equipment (if applicable).
- LO IMPEDANCE:** Connect cable leads, red and black, to a balanced mic input; shield to ground; and white and green to external equipment (if applicable)

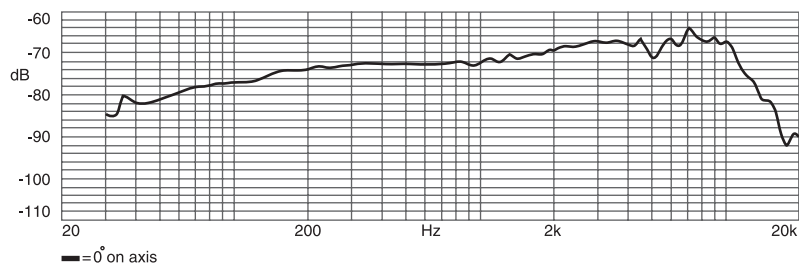
## PHASING

Positive pressure (movement of diaphragm inward) will generate a positive voltage on the red cable lead with respect to the black lead.

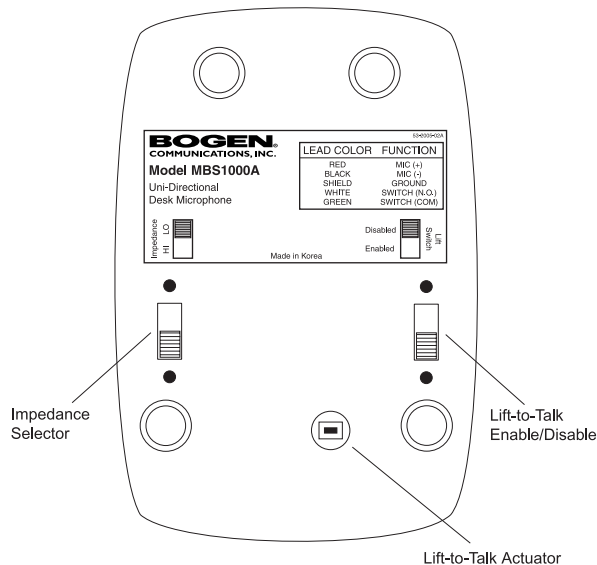
## CABLE CONNECTIONS

LEAD COLOR	FUNCTION
RED	MIC (+)
BLACK	MIC (-)
SHIELD	GROUND
GREEN	SWITCH (N.O.)
WHITE	SWITCH (COM)

## FREQUENCY RESPONSE GRAPH



## SELECTORS AND SWITCHES



MBS1000A Bottom View

## LIMITED WARRANTY

Bogen microphones are warranted to be free from defects in material or workmanship provided that the product has not been subjected to abuse or accident or altered in any way for one (1) year from the date of sale to the original purchaser. Any part of the product covered by this warranty that, with normal installation and use, becomes defective will be repaired or replaced by Bogen, at our option, provided the product is shipped insured and prepaid to: Bogen Factory Service Department, 50 Spring Street, Ramsey, NJ 07446, USA. The product will be returned to you freight prepaid. This warranty does not extend to any of our products that have been subjected to misuse, improper storage, neglect, accident, improper installation or have been modified or repaired in any manner that Bogen believes may affect the reliability of the product, or where the serial number or date code has been removed or defaced.

THE FOREGOING LIMITED WARRANTY IS BOGEN'S SOLE AND EXCLUSIVE WARRANTY AND THE PURCHASER'S SOLE AND EXCLUSIVE REMEDY. BOGEN MAKES NO OTHER WARRANTIES OF ANY KIND, EITHER EXPRESS OR IMPLIED, AND ALL IMPLIED WARRANTIES OF MERCHANTABILITY OR FITNESS FOR A PARTICULAR PURPOSE ARE HEREBY DISCLAIMED AND EXCLUDED. Bogen's liability arising out of the manufacture, sale or supplying of products or their use or disposition, whether based upon warranty, contract, tort or otherwise, shall be limited to the price of the product. In no event shall Bogen be liable for special, incidental or consequential damages (including, but not limited to, loss of profits, loss of data or loss of use damages) arising out of the manufacture, sale or supplying of products, even if Bogen has been advised of the possibility of such damages or losses.

Products that are out of warranty will also be repaired by the Bogen Factory Service Department -- same address as above or call 201-934-8500. The parts and labor involved in these repairs are warranted for 90 days when repaired by the Bogen Factory Service Department. All shipping charges in addition to parts and labor charges will be at the owner's expense.

**BOGEN**  
COMMUNICATIONS, INC.

50 Spring Street, Ramsey, NJ 07446, U.S.A.  
201-934-8500; Fax: 201-934-9832

E-mail: info@bogen.com / Web Site: www.bogen.com

## Free Manuals Download Website

<http://myh66.com>

<http://usermanuals.us>

<http://www.somanuals.com>

<http://www.4manuals.cc>

<http://www.manual-lib.com>

<http://www.404manual.com>

<http://www.luxmanual.com>

<http://aubethermostatmanual.com>

Golf course search by state

<http://golfingnear.com>

Email search by domain

<http://emailbydomain.com>

Auto manuals search

<http://auto.somanuals.com>

TV manuals search

<http://tv.somanuals.com>