

Don't forget to register your product!

Registering is quick, easy and offers you benefits over the lifetime of your product. You'll receive:

BISSELL Rewards Points

Automatically earn points for discounts and free shipping on future purchases.

Faster Service

Supplying your information now saves you time should you need to contact us with questions regarding your product.

Product Support Reminders and Alerts

We'll contact you with any important product maintenance reminders and alerts.

Special Promotions

Optional: Register your email to receive notice of offers, contests, cleaning tips and more!

Visit www.bissell.com/registration now!

BISSELL consumer services

For information about repairs or replacement parts, or questions about your warranty, call:

BISSELL Consumer Services
1-800-237-7691

Monday - Friday 8 a.m. — 10 p.m. ET

Saturday 9 a.m. — 8 p.m. ET

Or write:

BISSELL Homecare, Inc.

PO Box 3606

Grand Rapids MI 49501

ATTN: Consumer Services

Or visit the BISSELL website - www.bissell.com

When contacting BISSELL, have model number of cleaner available.

Please record your Model Number: _____

Please record your Purchase Date: _____

NOTE: Please keep your original sales receipt. It provides proof of purchase date in the event of a warranty claim. See Warranty on inside for details.

© 2011 BISSELL Homecare, Inc.
BISSELL Homecare, Inc.
P.O. Box 1888
Grand Rapids, MI 49501

Download from www.Somanuals.com. All Manuals Search And Download.



User's Guide

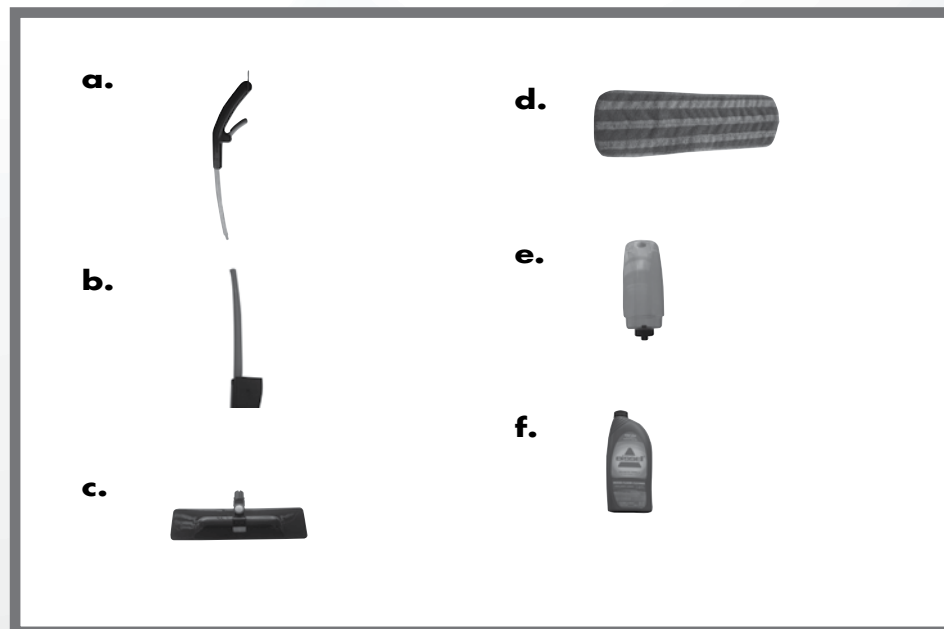
BISSELL is happy to be of service. Contact us directly at **1-800-237-7691** or visit the website for helpful instructions at www.bissell.com

PLEASE DO NOT RETURN THIS PRODUCT TO THE STORE
PLEASE KEEP FOR FUTURE REFERENCE

GLIDE & shine™ SPRAY MOP




85E3 SERIES

- a. Upper handle assembly
- b. Lower pole assembly
- c. Mop head
- d. Reusable, washable microfiber pad
- e. Refillable solution tank
- f. 16 ounce BISSELL Wood Floor Ready to Use Cleaner



Assembly and Use (no tools needed)

1. Connect upper handle A and lower pole B.
2. Attach lower pole B with mop head C.
3. Place cleaning pad D onto mop head C.
4. Remove cap and foil seal from included BISSELL Wood Floor Ready to Use Cleaner F. Pour ready-to-use cleaner into refillable Spray Mop tank E.
5. Screw cap on tank and put tank into place on the Glide&Shine Spray Mop.
6. Press trigger to spray cleaning solution on floor. Push mop back and forth.



Tips:

Thoroughly sweep or vacuum floor prior to cleaning with the Glide&Shine Spray Mop.

If other cleaning solutions have been used on the floor prior to using BISSELL Wood Floor Cleaner, repeated use of BISSELL Wood Floor Cleaner may be needed to improve results.

Maintenance and care

Mop pad can be machine washed in warm water. Use only liquid detergents. Do not use bleach or fabric softeners. For best results, air dry.

Your Glide&Shine Spray Mop is not recommended for use on visibly worn, unsealed, unfinished, waxed or oiled floors.

Solution can be stored in tank of spray mop until next use.

Accessories/Replacement parts

Mop Pad	79E8
Tank assembly with cap	203-1604
Cleaning head assembly, Large	203-1605
Cap assembly only	203-1606

Cleaning Solutions

Glide&Shine Spray Mop can be used with the following BISSELL floor cleaning solutions:

BISSELL Wood Floor Ready to Use Cleaner	27X9-1 or 57P5
BISSELL Hard Floor Ready to Use Cleaner	83A8-1 or 90V9
BISSELL Wood Floor Concentrated Cleaner	27X9
BISSELL Hard Floor Concentrated Cleaner	83A8

NOTE: Concentrated solution must be diluted per cleaner instructions when poured into tank

Warranty

This warranty gives you specific legal rights, and you may also have other rights which may vary from state to state. If you need additional instruction regarding this warranty or have questions regarding what it may cover, please contact BISSELL Consumer Services by E-mail, telephone, or regular mail as described below.

Limited One Year Warranty

Subject to the *EXCEPTIONS AND EXCLUSIONS identified below, upon receipt of the product BISSELL Homecare, Inc. will repair or replace (with new or remanufactured components or products), at BISSELL's option, free of charge from the date of purchase by the original purchaser, for one year any defective or malfunctioning part.

See information below on "If your BISSELL product should require service".

This warranty applies to product used for personal, and not commercial or rental service. This warranty does not apply to routine maintenance components such as Microfiber mop pads or any replaceable maintenance item. Damage or malfunction caused by negligence, abuse, neglect, unauthorized repair, or any other use not in accordance with the User's Guide is not covered.

BISSELL HOMECARE, INC. IS NOT LIABLE FOR INCIDENTAL OR CONSEQUENTIAL DAMAGES OF ANY NATURE ASSOCIATED WITH THE USE OF THIS PRODUCT. BISSELL'S LIABILITY WILL NOT EXCEED THE PURCHASE PRICE OF THE PRODUCT.

Some states do not allow the exclusion or limitation of incidental or consequential damages, so the above limitation or exclusion may not apply to you.

***EXCEPTIONS AND EXCLUSIONS FROM THE TERMS OF THE LIMITED WARRANTY**
THIS WARRANTY IS EXCLUSIVE AND IN LIEU OF ANY OTHER WARRANTIES EITHER ORAL OR WRITTEN. ANY IMPLIED WARRANTIES WHICH MAY ARISE BY OPERATION OF LAW, INCLUDING THE IMPLIED WARRANTIES OF MERCHANTABILITY AND FITNESS FOR A PARTICULAR PURPOSE, ARE LIMITED TO THE ONE YEAR DURATION FROM THE DATE OF PURCHASE AS DESCRIBED ABOVE.

Some states do not allow limitations on how long an implied warranty last so the above limitation may not apply to you.

Free Manuals Download Website

<http://myh66.com>

<http://usermanuals.us>

<http://www.somanuals.com>

<http://www.4manuals.cc>

<http://www.manual-lib.com>

<http://www.404manual.com>

<http://www.luxmanual.com>

<http://aubethermostatmanual.com>

Golf course search by state

<http://golfingnear.com>

Email search by domain

<http://emailbydomain.com>

Auto manuals search

<http://auto.somanuals.com>

TV manuals search

<http://tv.somanuals.com>