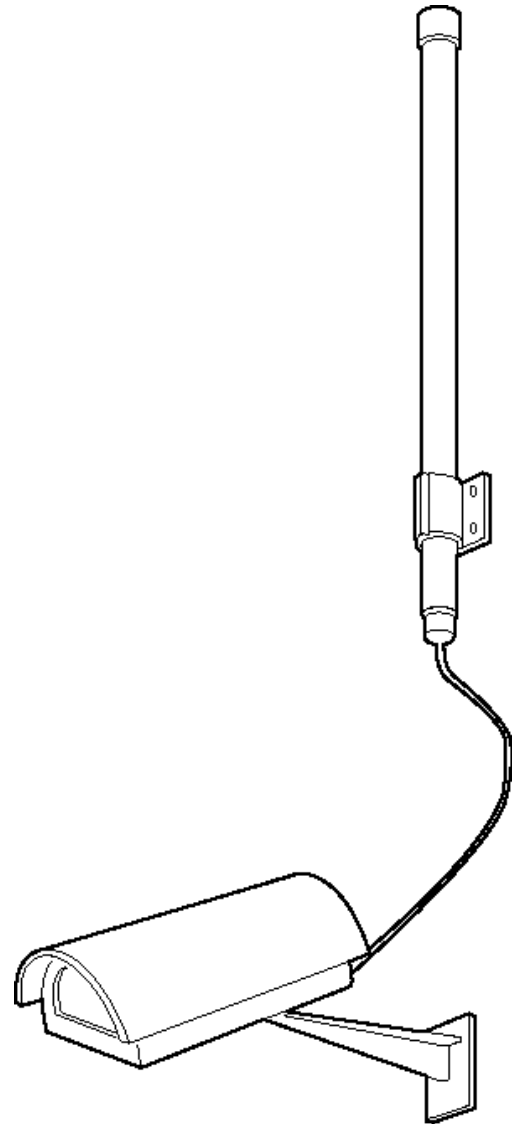




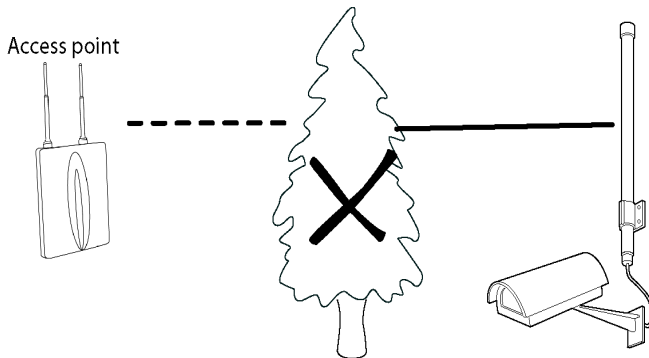
OUTDOOR ANTENNA Installation Guide



Install Guide Outdoor Antenna R1.0 June 2007
Copyright © Axis Communications AB, 2007 Part No. 29016

Before you begin

The outdoor antenna can be installed either on a mast or wall. It is recommended that the outdoor antenna is always installed in clear line of sight and at the same height as the access point's antenna. It is also recommended that an outdoor access point is used, since even a window can reduce performance.

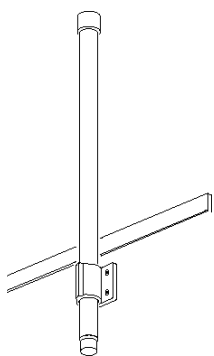
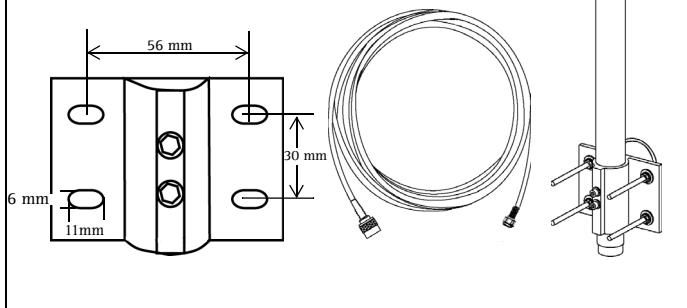


Notes:

- It is strongly recommended that you use a lightning arrester when installing the outdoor antenna to protect your network. 5500-321 ACC LIGHTNING PROTECTOR 211W
- Do not operate the outdoor antenna when closer than 0.2m to a person.

Unpacking

In the box you will find the outdoor antenna with pole mounting bracket and one antenna cable.

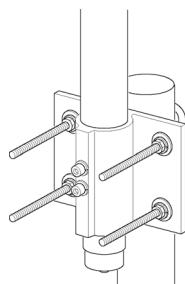


Wall mount

1. Remove U-bolts from bracket by loosening and removing nuts.
2. Attach bracket with antenna to the wall with four screws (not included) suited for wall material.
3. Follow instructions for attaching antenna cable.

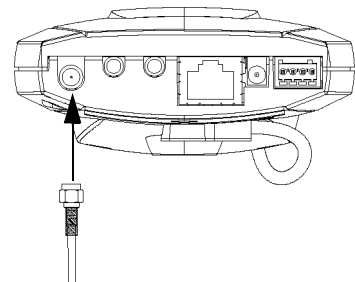
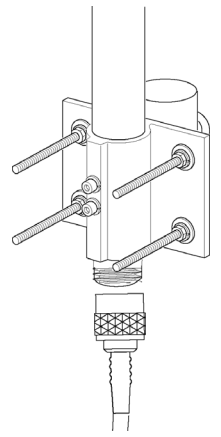
Mast mount

Place antenna with bracket over mast and tighten nuts until the bracket is secure. Follow instructions for attaching antenna cable.



Attach antenna cable

1. Remove plastic cap from antenna and attach the male connector to the antenna.
2. Thread antenna into housing. Depending on the type of housing this could be through a gland or an internal cable channel. Refer to the installation guide for your housing.
3. Remove plastic cap from the antenna connector of the AXIS 211W.



4. Attach the female end of the cable to antenna connector.
5. Close the housing.

Specifications

Electrical	
Frequency	2400 - 2500 MHz
Gain	6 dBi typical
Polarization	Vertical
Elevation 3dB beam width	20° typical
Azimuth beam width	360°
Impedance	50Ω nominal
VSWR	1.5 max.
Mechanical	
Length (incl. connector)	456 mm
Connector	N-Type Female
Radome material	Fiberglass
Mounting	5 cm (2") maximum diameter mast with U-bolts
Weight	≤ 350 g (0.77 lbs)
Environmental Conditions	
Operating temperature	-40 to 70° C (-40 to 158° F)
Maximum survival wind speed	240 kph (150 mph)
Water Proof	IPX5
Typical range	300 m (in a clear line of sight)
Cable	
Length	3 m
Connectors	<ul style="list-style-type: none"> • Reverse SMA • N-plug

Free Manuals Download Website

<http://myh66.com>

<http://usermanuals.us>

<http://www.somanuals.com>

<http://www.4manuals.cc>

<http://www.manual-lib.com>

<http://www.404manual.com>

<http://www.luxmanual.com>

<http://aubethermostatmanual.com>

Golf course search by state

<http://golfingnear.com>

Email search by domain

<http://emailbydomain.com>

Auto manuals search

<http://auto.somanuals.com>

TV manuals search

<http://tv.somanuals.com>