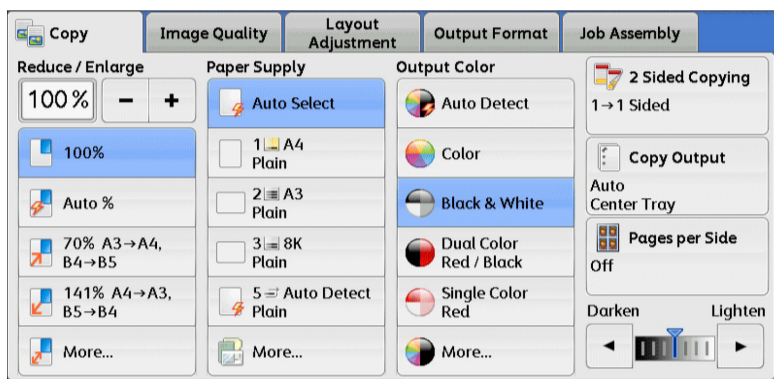


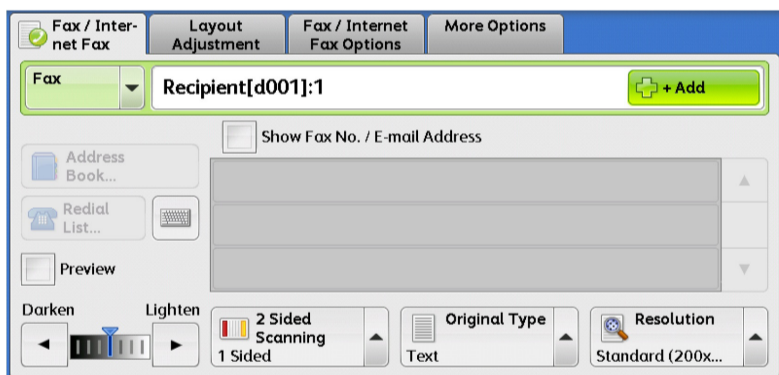
DocuCentre-V C4475

Quick Reference Poster



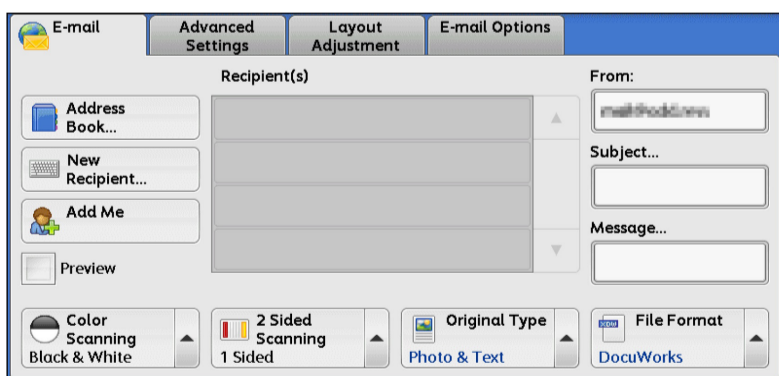
Copying

1. Press the <Services Home> button.
2. Select [Copy].
3. Select each tab, and then configure features to set as necessary
4. Enter the number of copies using the numeric keypad. The number of copies entered appears on the upper right of the touch screen.
5. Press the <Start> button.



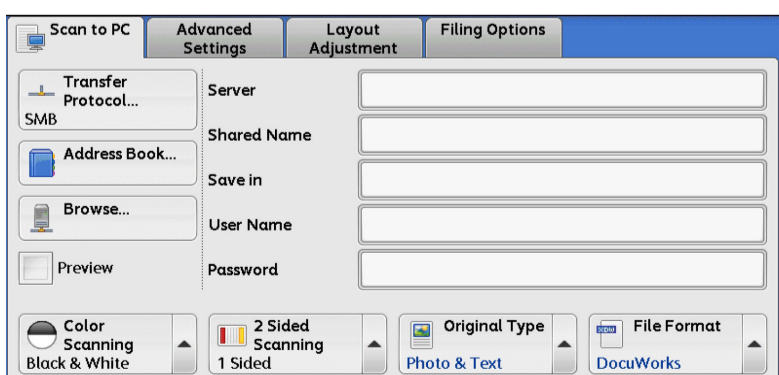
Faxing

1. Press the <Services Home> button.
2. Select [Fax/Internet Fax].
3. Select each tab, and then select features to set as necessary.
4. Dial 0 first if required, then enter the fax number using the numeric keypad.
5. Press the <Start> button.



Scan to Email

1. Press the <Services Home> button.
2. Select [Email].
3. Select [Address Book].
4. Select the desired address, and then select [To].
5. Select [Close].
6. Select each tab, and then select features to set as necessary.
7. Press the <Start> button.



Scan to PC

1. Press the <Services Home> button.
2. Select [Scan to PC].
3. Select [Address Book].
4. Select the Address Book entry required, and then select [Add].
5. Select [Close].
6. Select each tab, and then select features to set as necessary.
7. Press the <Start> button.

Free Manuals Download Website

<http://myh66.com>

<http://usermanuals.us>

<http://www.somanuals.com>

<http://www.4manuals.cc>

<http://www.manual-lib.com>

<http://www.404manual.com>

<http://www.luxmanual.com>

<http://aubethermostatmanual.com>

Golf course search by state

<http://golfingnear.com>

Email search by domain

<http://emailbydomain.com>

Auto manuals search

<http://auto.somanuals.com>

TV manuals search

<http://tv.somanuals.com>