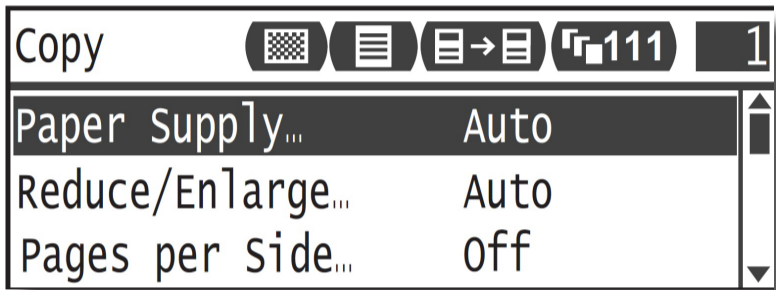



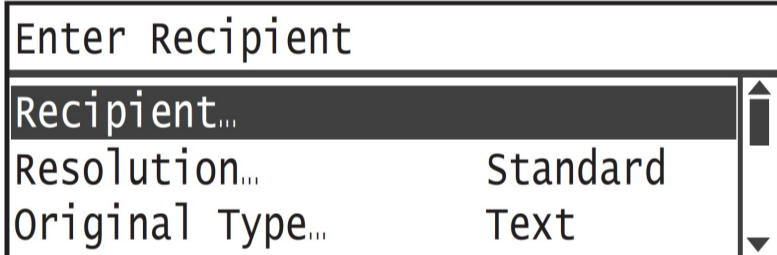
DocuCentre S2420

Quick Reference Poster



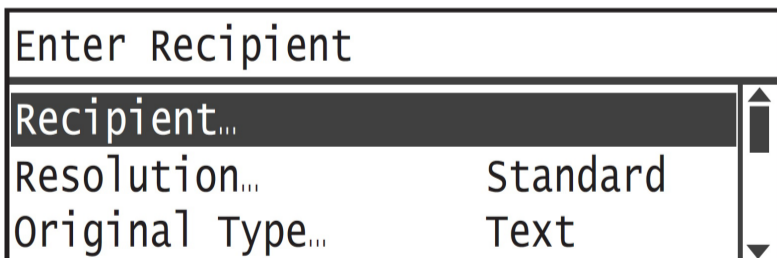
Copying

1. Press the <Copy> button.
2. Select the features to set from each option as necessary.
3. Enter the number of copies using the numeric keypad. The number of copies entered appears on the upper right of the copy screen.
4. Press the <Start> button.



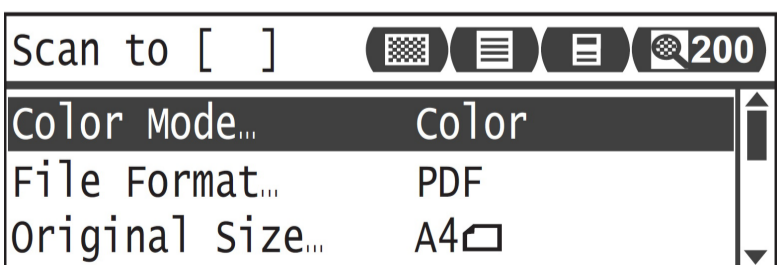
Faxing Using Numeric Keypad

1. Press the <Fax> button.
2. Select [Recipient] and then press the <OK> button.
3. Dial 0 first if required, then enter the fax number using the numeric keypad.
4. Press the <OK> button.
5. Select the features to set from each option as necessary.
6. Press the <Start> button.



Faxing Using Address Book

1. Press the <Fax> button.
2. Select [Recipient] and then press the <OK> button.
3. Press the <Address Book> button.
4. Select the desired fax recipient and then press the <OK> button.
5. Select the features to set from each option as necessary.
6. Press the <Start> button.



Scan to Email or PC

1. Press the <Scan> button.
2. Press the <Address Book> button.
3. Select the desired recipient address (for scan to email) or desired computer (for scan to PC).
4. Press the <OK> button.
5. Select the features to set from each option as necessary.
6. Press the <Start> button.

Free Manuals Download Website

<http://myh66.com>

<http://usermanuals.us>

<http://www.somanuals.com>

<http://www.4manuals.cc>

<http://www.manual-lib.com>

<http://www.404manual.com>

<http://www.luxmanual.com>

<http://aubethermostatmanual.com>

Golf course search by state

<http://golfingnear.com>

Email search by domain

<http://emailbydomain.com>

Auto manuals search

<http://auto.somanuals.com>

TV manuals search

<http://tv.somanuals.com>