



# Hi-Speed USB 2.0 7-Port Hub

*Connect up to 7 Hi-Speed USB 2.0 or USB 1.1 devices*



En

Fr

De

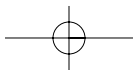
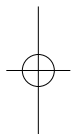
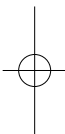
NL

Es

It

**User Manual**

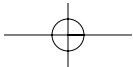
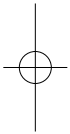
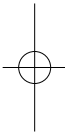
F5U237ea



## TABLE OF CONTENTS

En

<b>Introduction</b>	.1
<b>Overview</b>	.2
The Belkin Advantage	.2
Features	.2
System Requirements for Mac®	.3
Package Contents	.3
Technical Specifications	.4
<b>Installation</b>	.5
<b>Information</b>	.7



## INTRODUCTION

**En**

Congratulations and thank you for purchasing the Belkin Hi-Speed USB 2.0 7 Port hub (the Hub). The hub provides 7 downstream USB ports that are compatible with both USB 1.1 (Low Speed and Full Speed) devices, as well as with USB2.0 (Hi-Speed) devices.

This means that the Hub is “backward-compatible” with all of your current USB 1.1 devices as well as the new generation of “Hi-Speed” USB 2.0 devices. This may include such peripherals as scanners, printers, mass storage devices, and high resolution cameras. The Hub is self powered, which allows the cascading of devices with additional hubs, so that up to 127 USB devices to be connected to a single port.

## OVERVIEW

### The Belkin Advantage

An exciting new feature unique to the Belkin 7 port hub are the two vertically mounted downstream USB ports that offer easy access for temporary connections such as USB thumb drives, media readers, and personal convenience accessories such as USB lights and fans. The Hub also provides 7 port status LEDs, and 1 master power LED.

#### Features

- Compliant with Universal Serial Bus Specification 2.0 (data rate 1.5/12/480 Mbps)
- Backward-compatible with Universal Serial Bus Specification 1.1 (Data Rate 1.5/12 Mbps)
- Compatible with Windows 98SE, Me, 2000, and XP
- Approved by USB Implementers Forum (USB-IF)
- Supports Plug and Play specifications
- Supports "hot swapping" of USB devices
- Over-current detection and protection
- Individual Port Status Indicator LED's
- Five horizontally mounted 480 Mbps downstream ports
- Two vertically mounted 480 Mbps downstream ports
- Fully compatible with USB 1.1 and USB 2.0 devices
- Compact slim-line design
- Two hubs may be stacked on top of one another

## OVERVIEW

En

### System Requirements for Mac®

- Supports low- (1.5Mbps) and full-speed modes (12Mbps) on USB-enabled Mac computers prior to PowerMac® G5
- Supports low- (1.5Mbps), full- (12Mbps), and high-speed modes (480Mbps) on PowerMac G5 and above, or on other Mac computers equipped with a USB 2.0 upgrade card

### Package Contents

- High Speed USB 2.0 compliant 7 Port Hub
- AC Power Adapter
- User Manual
- USB device cable

## OVERVIEW

### Technical Specifications

Upstream Ports	(1)
Downstream Ports	(7)
Per-port Voltage	DC +5V
Per Port Current	500mA (max)
Power Mode	Self-Powered
Operating Temperature	5°C ~ 40°C
Storage Temperature	-20°C ~ 60°s
Enclosure	ABS
Power Supply	
Output:	DC 6V, 4A
Plug Size:	3.5mm (outer) 1.0mm (center)
Plug Polarity:	Center Positive

### Main Power LED Color Definitions:

Off	Not Operational
Red	Operational

### Port Status LED Color Definitions:

Off	Over Current Condition
Green	Fully Operational



## INSTALLATION

En

**Important Note:** Do not connect USB devices to the hub until you are instructed to do so in step 4 of this user guide.

1. Plug the AC adapter into a wall outlet, or surge suppressor. Plug the DC connector into the DC Power Jack found on the rear of the hub
2. Plug the flat end (USB A connector) of the provided USB device cable into the downstream port of your computer, or downstream port of another hub, then plug the other end (USB mini B connector) of the device cable into the upstream port on the rear of the hub.

**Important Note:** The hub must be connected to a USB 2.0 compliant host in order to function in Hi-Speed mode (480Mbps data rate). If the hub is connected to a USB 1.1 compliant host, it will operate only in Low Speed or Full Speed mode (1.5 Mbps/12 Mbps).

3. Windows will now detect your hub and install the required driver support. (The Windows "Install New Hardware Wizard" may prompt you to provide your Windows Installation CD to complete the driver installation process).

## INSTALLATION

**Important Note:** *Hi-Speed hub drivers are included with most USB 2.0 PCI upgrade cards, and are pre-installed along with the PCI card drivers. If you purchased an upgrade card prior to the release of Hi-Speed hub support, please check with your PCI card vendor for an updated USB 2.0 driver. The Belkin USB 2.0 driver supports all competitive cards based on the NEC host controller with the exception of Adaptec. The most recent Belkin driver is available at [www.belkin.com](http://www.belkin.com).*

4. Plug the USB-A connector of the USB device, or an additional hub, into any of the downstream ports of the F5U237.

**Important Note:** *When moving a device from one port on the hub to another, it may be necessary to re-install the USB drivers for that device.*

## INFORMATION

En

### FCC Statement

#### DECLARATION OF CONFORMITY WITH FCC RULES FOR ELECTROMAGNETIC COMPATIBILITY

We, Belkin Corporation, of 501 West Walnut Street, Compton, CA 90220, declare under our sole responsibility that the product:

F5U237

to which this declaration relates:

Complies with Part 15 of the FCC Rules. Operation is subject to the following two conditions: (1) this device may not cause harmful interference, and (2) this device must accept any interference received, including interference that may cause undesired operation.

### CE Declaration of Conformity

We, Belkin Corporation, declare under our sole responsibility that the F5U237, to which this declaration relates, is in conformity with Generic Emissions Standard EN 55022:1998 Class B, EN50081-1 and with Generic Immunity Standard EN50082-1 1992.

#### Belkin Corporation Limited Lifetime Product Warranty

Belkin Corporation warrants this product against defects in materials and workmanship for its lifetime. If a defect is discovered, Belkin will, at its option, repair or replace the product at no charge provided it is returned during the warranty period, with transportation charges prepaid, to the authorized Belkin dealer from whom you purchased the product. Proof of purchase may be required.

This warranty does not apply if the product has been damaged by accident, abuse, misuse, or misapplication; if the product has been modified without the written permission of Belkin; or if any Belkin serial number has been removed or defaced.

THE WARRANTY AND REMEDIES SET FORTH ABOVE ARE EXCLUSIVE IN LIEU OF ALL OTHERS, WHETHER ORAL OR WRITTEN, EXPRESSED OR IMPLIED. BELKIN SPECIFICALLY DISCLAIMS ANY AND ALL IMPLIED WARRANTIES, INCLUDING, WITHOUT LIMITATION, WARRANTIES OF MERCHANTABILITY AND FITNESS FOR A PARTICULAR PURPOSE.

No Belkin dealer, agent, or employee is authorized to make any modification, extension, or addition to this warranty.

BELKIN IS NOT RESPONSIBLE FOR SPECIAL, INCIDENTAL, OR CONSEQUENTIAL DAMAGES RESULTING FROM ANY BREACH OF WARRANTY, OR UNDER ANY OTHER LEGAL THEORY, INCLUDING BUT NOT LIMITED TO LOST PROFITS, DOWNTIME, GOODWILL, DAMAGE TO OR REPROGRAMMING OR REPRODUCING ANY PROGRAM OR DATA STORED IN OR USED WITH BELKIN PRODUCTS.

**BELKIN**<sup>®</sup>

**belkin.com**

**Belkin Corporation**

501 West Walnut Street  
Compton • CA • 90220 • USA  
Tel: 310.898.1100  
Fax: 310.898.1111

**Belkin Components, Ltd.**

Express Business Park  
Shipton Way • Rushden • NN10 6GL  
United Kingdom  
Tel: +44 (0) 1933 35 2000  
Fax: +44 (0) 1933 31 2000

**Belkin Components B.V.**

Starparc Building • Boeing Avenue 333  
1119 PH Schiphol-Rijk • The Netherlands  
Tel: +31 (0) 20 654 7300  
Fax: +31 (0) 20 654 7349

**Belkin GmbH**

Hanebergstrasse 2  
80637 München • Germany  
Tel: +49 (0) 89 1434 05-0  
Fax: +49 (0) 89 / 143405-100

**Belkin Tech Support**

US: 310.898.1100 ext. 2263  
800.223.5546 ext. 2263  
Europe: 00 800 223 55 460  
Australia: 1800 666 040

© 2003 Belkin Corporation. All rights reserved.  
All trade names are registered trademarks of respective manufacturers listed.

**P74387ea**

## Free Manuals Download Website

<http://myh66.com>

<http://usermanuals.us>

<http://www.somanuals.com>

<http://www.4manuals.cc>

<http://www.manual-lib.com>

<http://www.404manual.com>

<http://www.luxmanual.com>

<http://aubethermostatmanual.com>

Golf course search by state

<http://golfingnear.com>

Email search by domain

<http://emailbydomain.com>

Auto manuals search

<http://auto.somanuals.com>

TV manuals search

<http://tv.somanuals.com>