

XEROX®

Technology | Document Management | Consulting Services

print | copy | scan | fax | email

# WorkCentre® 5632 / 5638 / 5645 / 5655 / 5665 / 5675 / 5687 Evaluator Guide



## ABOUT THIS GUIDE

This guide will introduce you to the Xerox WorkCentre® 5632 / 5638 / 5645 / 5655 / 5665 / 5675 / 5687 series of multifunction printers, and aid you in your evaluation process.

## CONTENTS

### Section 1 — Introducing the WorkCentre 5600 Multifunction Printer Series

Product Overview .....	1
WorkCentre 5600 Specifications .....	2

### Section 2 — Evaluating Multifunction Printers

Overview .....	5
Evaluate Productivity .....	6
Evaluate Installation and Deployment .....	7
Evaluate Ease of Use and Management .....	7
Evaluate Reliability .....	9
Evaluate Versatility .....	10
Evaluate Security Capabilities .....	14
Evaluate Cost Control .....	16

### Section 3 — Configurations, Specifications, Supplies, Support and Additional Information Sources

Configuration Summary .....	17
Specifications .....	18
Supplies .....	19
Options .....	20
Support and Additional Information Sources .....	21



## SECTION 1

# Introducing the WorkCentre 5632 / 5638 / 5645 / 5655 / 5665 / 5675 / 5687 Multifunction Printer Series

### PRODUCT OVERVIEW

Manage all of your business document needs with one powerful office device. The WorkCentre 5600 series of multifunction printers (MFPs) can help you improve your business processes, increase your office productivity, and simplify your MFP management requirements.

#### Streamline office workflows

The Xerox WorkCentre 5600 series offers all the tools you need to make regularly occurring work processes faster, easier and more efficient. A smartly configured WorkCentre device is your ultimate office ally.

- Xerox Extensible Interface Platform enables access to a variety of applications that extend the power of the WorkCentre with a few easy steps right on its touch screen
- Simplify your workflows with solutions including Scan to PC Desktop®, scan to email, FreeFlow® SMARTsend®, and Capture/Print, Save & Reprint.
- Support your specialized printing applications with features like annotation, Bates Stamping, tab printing, page-level programming and robust job-build capabilities.
- Extensive fax capabilities include internet fax, which lets you avoid long-distance charges, plus walk-up fax, LAN fax, and optional network server fax.
- An array of Xerox partner solutions extends the value of your WorkCentre MFP even further with advanced accounting, faxing and scanning capabilities.

#### Flexible performance

Maximize your productivity with a WorkCentre 5600 series MFP configured to meet the demands of your small, medium and large workgroups.

- Impressive range of copy and print speeds from up to 32 ppm to 87 ppm — performance to match the workload of any workgroup or department.
- The powerful 1.4 GHz SMart Network Controller concurrently processes all jobs received, performing multiple tasks simultaneously so you can access the functions you need, when you need them.

#### Scalable business solutions

With fast deployment and easy support, your WorkCentre 5600 series is ready to deliver the performance you need, when you need it, while keeping your business communications secure.

- Robust security features let you restrict access, manage usage and ensure confidentiality. Capabilities include network authentication, secure print, fax security, image overwrite, support for security protocols, and more.
- Xerox CentreWare® utilities ease management of WorkCentre MFPs, whether you are managing a single workgroup device or a fleet of MFPs running across your enterprise.
- Xerox Standard Accounting (XSA) software provides job-based accounting features for great control of print, copy, scan and fax costs.
- Innovative reliability features predict when components need replacement, helping prevent costly downtime.

## WORKCENTRE 5632 / 5638 / 5645 / 5655 / 5665 / 5675 / 5687 SPECIFICATIONS



WorkCentre 5645



WorkCentre 5665

### COPIER CONFIGURATION

The WorkCentre 5600 series delivers standard black-and-white copying.

#### Copy Performance:

- Output Speed —
  - Depending on model, up to 32, 38, 45, 55, 65, 75 or 87 ppm black-and-white
- First-Copy-Out Time (FCOT) —
  - WorkCentre 5632/5638: As fast as 4.6 seconds
  - WorkCentre 5645/5655: As fast as 3.4 seconds
  - WorkCentre 5665/5675/5687: As fast as 2.7 seconds
- Copy Resolution — 600 x 600 x 8 dpi, 4800 x 600 dpi interpolated (on 5632/5638/5645/5655) and 4800 x 1200 dpi interpolated (on 5665/5675/5687)
- Copy Feature Highlights — ID Card Copy, Copy/Print/Store/Reprint, Automatic two-sided output, Auto reduction and enlargement, Auto paper select, Auto tray switching, Transparencies, Booklet creation, Multi-up, Invert image, Covers, Annotation and Bates Stamping, Build job, Insert and tab copying, Sample set, Job storage

#### Paper Handling:

- Document Handling —
  - Platen Cover (available with 5632)
  - 75-sheet Duplex Automatic Document Feeder (DADF, optional for 5632, standard on 5638)
  - 100-sheet DADF (standard on 5645/5655/5665/5675/5687)

- DADF Performance —
  - WorkCentre 5632/5638/5645/5655 — 60 ipm
  - WorkCentre 5665/5675/5687 — 85 ipm
- Paper Input — 1,100 sheets minimum, 8,700 sheets maximum
  - Standard Trays:
    - Bypass Tray — 100 sheets, custom sizes from 4.13 x 5.83 in. (A6) to 11 x 17 in. (A3), 16 to 57 lb. bond/80 lb. cover (60 to 216 gsm)
    - Trays 1 and 2 — 500 sheets each, custom sizes from 5.5 x 8.5 in. (A5) to 11 x 17 in. (A3), 16 to 53 lb. bond 110lb. index (60 to 200 gsm)
  - High-Capacity Tandem Tray (optional on 5632, 5638, 5645, standard on 5655, 5665, 5675, 5687):
    - Trays 3 and 4 — 1,600 and 2,000 sheets, 8.5 x 11 in. (A4), 16 to 53 lb. bond/110 lb. index (60 to 200 gsm)
  - High-Capacity Feeder (optional on 5632, 5638, 5645, 5655, 5665, 5675, standard on 5687):
    - Tray 5 — 4,000 sheets, 8.5 in. x 11 in. (A4), 16 to 53 lb. bond/120 lb. index (60 to 216 gsm)
    - Optional 8.5 x 11 in./8.5 x 14 in. short-edge kit with 2,000-sheet capacity
    - Optional 11 x 17 in. (A3) short-edge kit with 2,000-sheet capacity
- Output Options —
  - Offset Catch Tray (standard): 300-sheet offset stacking
  - Multiple finishing options

#### Other Features:

- Optional Fax —
  - Walk-up 33.6 Kbps fax with one-line (32 MB) and two-line (256 MB) options
- Security Features —
  - Analog fax isolation
- Accounting Features —
  - Internal auditor (copy)
- Other Options —
  - Envelope Kit
  - 256 MB precollation memory
  - Foreign device interface
  - Xerox Copier Assistant
  - Upgrade Kit

#### Reliability:

- Duty Cycle —
  - WorkCentre 5632: 125,000 pages per month
  - WorkCentre 5638: 150,000 pages per month
  - WorkCentre 5645: 175,000 pages per month
  - WorkCentre 5655: 200,000 pages per month
  - WorkCentre 5665: 250,000 pages per month
  - WorkCentre 5675: 300,000 pages per month
  - WorkCentre 5687: 400,000 pages per month
- Warranty — Xerox Total Satisfaction Guarantee



WorkCentre 5645



Offset Catch Tray  
(not available on 5675/5687)



Basic Office Finisher  
(5632/5638/5645 only)



Office Finisher  
(not available on 5687)



Professional Finisher  
(5632/5638/5645 only)

## COPIER-PRINTER CONFIGURATION

Builds on the WorkCentre 5600 copier configuration by adding the following capabilities:

### Print Features:

- Output Speed —
  - Depending on model, up to 32, 38, 45, 55, 65, 75 or 87 ppm black-and-white
- First-Page-Out Time —
  - WorkCentre 5632/5638: As fast as 9.2 seconds
  - WorkCentre 5645/5655: As fast as 7.0 seconds
  - WorkCentre 5665/5675/5687: As fast as 5.5 seconds
- Print Driver Resolution —
  - PostScript® 3™ emulation — 600 x 600 dpi, 1200 x 1200 dpi
  - PCL® 6 and 5e emulation — 600 x 600 dpi, 4800 x 1200 (using high addressability)
- Print Feature Highlights — Copy/Print/Store/Reprint, Delay/Sample/Secure/Store print, Simultaneous RIP/ receive/program-ahead, Automatic two-sided output, Watermark, Annotation, Bidirectional print drivers, Exception page programming, Tab printing, Job monitoring at device and desktop

### Other Features:

- Optional Fax —
  - Walk-up 33.6 Kbps fax with one-line (32 MB) and two-line (256 MB) options and optional LAN fax
  - Internet fax enablement, Network server fax enablement

- Optional Scanning —
  - Destinations: Scan to email, Scan to mailbox, Scan to PC, Scan to Home, Network scanning
  - Applications: Scan to PC Desktop, Xerox FreeFlow SMARTsend
- Security Features —
  - Document: Password-protected PDF, Secure fax, Secure print, Secure watermark
  - Device: Audit log, Restrict job detail display, Xerox Secure Access Unified ID System™ with Follow You Print™, User authentication
  - Hard Drive: Encrypted hard drive, Image overwrite
  - Network: Digitally signed documents, Encrypted email, Fax and network isolation, Firewall, IEEE 802.1x protocol, IPSec, IPv6 support, Secure data protocols
- Accounting Features —
  - Standard: Internal auditor (copy), Xerox Standard Accounting (copy, print, fax, scan)
  - Optional: Job-based accounting (third-party applications), Network accounting application

### Controller:

- Processor — 1.4 MHz Athlon
- Memory — 256 MB
- Hard Drive — 80 GB shared (minimum)
- Connectivity — 10/100Base-TX Ethernet, optional USB 2.0, 10Base2, 10Base5 and 802.11b Wireless Ethernet (via third-party adapters)
- PDL Support — PCL® 6 and 5e emulations, PostScript® 3™ emulation, TIFF (6.0 old JPEG and new JPEG), TIFF Fax Extended (TIFF-FX), PDF, third-party transforms for LCDS/SCS/XES/IPDS

## WORKCENTRE 5632 / 5638 / 5645 / 5655 / 5665 / 5675 / 5687 SPECIFICATIONS (CONTINUED)



WorkCentre 5665



High Volume Finisher  
(5655/5665/5675/5687 only)



High Volume Finisher  
with Booklet Maker  
(5655/5665/5675/5687 only)



Post-process Inserter  
(5655/5665/5675/5687 only)



Z-Fold/C-Fold Unit  
(5655/5665/5675/5687 only)

### COPIER-PRINTER-SCANNER CONFIGURATION

*Builds on the copier-printer configuration by adding the following capabilities:*

#### Scan Features:

- Scan Speed with DADF —
  - WorkCentre 5632/5638/5645/5655 — 60 ipm black-and-white
  - WorkCentre 5665/5675/5687 — 85 ipm black-and-white, 28 ipm color (optional)
- Resolution — Up to 600 x 600 dpi
- File Formats — PDF, high-compression PDF, searchable PDF, JPEG, TIFF, multipage TIFF, and XPS,
- Color Scanning — Optional on WorkCentre 5665/5675/5687
- Destinations — Scan to email, Scan to mailbox, Scan to PC, Scan to Home, Network scanning
- Applications — Scan to PC Desktop, Xerox FreeFlow SMARTsend

#### Fax Features:

- Internet fax, Network server fax
- Optional walk-up 33.6 Kbps fax with one-line (32 MB) and two-line (256 MB) options and optional LAN fax
- Compression —
  - Phone-line fax: MH, MR, MMR, G3, Super G3
  - Internet/Network server fax: PDF, multipage TIFF, image-only PDF with G3 MH/G4 MMR/JPEG compression, TIFF-FX with G3 MH/JPEG compression
- Features — Two-sided send and receive, print on fax up to 11 x 17 in. (A3)

### FINISHING OPTIONS

*Multiple finishers are available to help you meet your demanding workload:*

#### Office Catch Tray (not available on 5675/5687):

- 300-sheet stacking

#### Basic Office Finisher (available on 5632/5638/5645):

- 1,000-sheet stacking plus 250-sheet top tray
- 30-sheet single-position stapling

#### Office Finisher (not available on 5687):

- 2,000-sheet stacking plus 250-sheet top tray
- 50-sheet multiposition stapling
- Optional hole-punching

#### Professional Finisher (available on 5632/5638/5645):

- 1,500-sheet stacking plus 250-sheet top tray
- 50-sheet multiposition stapling
- 3-hole punch (2-hole option)
- Saddle-stitch booklet making
- V-folding

#### High Volume Finisher (HVF, available on 5655/5665/5675/5687):

- 3,000 sheets plus 250-sheet top tray
- 100-sheet multiposition stapling
- Optional hole-punching

#### HVF with Booklet Maker (available on 5655/5665/5675/5687):

- 3,000 sheets plus 250-sheet top tray
- Adds up to 15 sheet booklet making with saddle-stitch

#### Z-Fold/C-Fold unit option for HVF with Booklet Maker:

- Adds letter-size C- and Z-folding

#### Post Process Inserter option for HVF and HVF with Booklet Maker:

- Adds preprinted inserts

#### Convenience Stapler:

- 50-sheet stapling

## Section 2

# Evaluating Multifunction Printers

### OVERVIEW

Xerox invented laser printing, Ethernet networking, and the first digital MFP — we've invested years of research and development in designing the most productive office solutions in the industry. This experience has positioned Xerox as the recognized leader in office MFP design and performance. Based on our in-depth understanding of customer requirements in the office, Xerox recommends that you consider the following criteria in your evaluation process of departmental-class copier/printers.

- ✓ **Productivity**  
Can it keep up with the demands of your daily and monthly workloads?
- ✓ **Installation and Deployment**  
How does the MFP ease the demands of the deployment process?
- ✓ **Ease of Use and Management**  
Does the MFP include tools and features to lighten the load for your IT staff?
- ✓ **Reliability**  
Is the MFP robust enough to meet your needs and backed by quality service?
- ✓ **Versatility**  
Can the MFP be customized to meet your specific needs?
- ✓ **Security**  
Does the MFP help keep your confidential information private?
- ✓ **Cost Control**  
Can you monitor and control your organization's cost of printing?

MFPs often look the same from the outside. Judging from a quick glance at features and performance specifications, you might conclude that MFPs are largely equals. This section of the Evaluator Guide suggests ways you can evaluate MFPs more thoroughly. You'll soon learn that the WorkCentre 5600 series will exceed all your requirements.




WorkCentre 5655

## EVALUATE PRODUCTIVITY

In addition to actual print engine speed, consider the things that affect overall throughput. Are the MFP's scanning and faxing features powerful enough to support your busy departments? What is the warm-up wait time? Is the device appropriately sized for the entire workgroup? Can features be used simultaneously, or are employees forced to wait for the device to become "free"? Is the system designed to minimize network traffic? Can you monitor the device functions from your desktop and/or at the device?

THE XEROX  
ADVANTAGE

### HOW THE WORKCENTRE 5600 SERIES EXCEEDS THE PRODUCTIVITY REQUIREMENT



#### PRODUCTIVITY

The productivity of the WorkCentre 5600 series starts with seven output-engine-speed options, which deliver output speeds from up to 32 ppm black-and-white to up to 87 ppm black-and-white — ensuring the right fit for a wide array of office environments and workgroups. Document handling speed is notable as well, with a 100-sheet DADF that scans single-sided documents at 60 or 85 ipm and double-sided documents at 28 or 38 ipm. With FCOTs ranging from as fast as 4.6 seconds to 2.7 seconds and FPOTs from as fast as 9.2 seconds to 5.5 seconds, you won't have to wait long for your jobs to get started either.

#### NETWORK PERFORMANCE

Performance isn't limited to raw document feeds and speeds. All network-enabled WorkCentre 5600 MFPs feature the Xerox SMart Controller, which utilizes a 1.4 GHz processor with a minimum 80 GB hard drive. It's ready and able to process your large, complex print and scan jobs. In addition, 10/100Base-TX Ethernet connectivity comes standard for shared network printing, and optional adapters for 10Base2, 10Base5, 802.11b wireless Ethernet, and USB ensure you can connect the WorkCentre 5600 series to your company's specific needs.

The WorkCentre 5600 series is easy on your network as well. With RAM collation, files are sent over the network just once no matter how many sets are printed. Job pipelining allows the MFP to process print jobs even if the print engine is busy with an earlier print job — thus optimizing system performance by avoiding delays during job processing.

#### IMAGE QUALITY

With up to 4800 x 1200 interpolated dpi copy resolution, the WorkCentre 5600 series generates high-quality copies and prints with crisp text and images. Xerox also delivers multiple Page Description Languages (PDLs) to ensure your printed output meets your high expectations, including PostScript® 3™, XPS, PCL® 5e and PCL 6 emulations, and HP-GL2.

#### CONCURRENCY

The WorkCentre 5600 series SMart Controller also helps avoid bottlenecks at the front panel. Concurrent operation means you won't have to wait until a long print job is complete to program a fax, scan or copy job. By keeping the front panel available for programming while the print engine is busy, your employees can stay productive and avoid idle time waiting for the MFP. Scan and fax jobs can be programmed and executed without waiting for the print engine to become available, while newly programmed copy jobs will join the job queue and be executed when earlier jobs are completed.

#### MONITORING SYSTEM STATUS

With the WorkCentre 5600 series, up-to-date information on every job you process — print, copy, scan, email or fax, plus in-depth device information — is always at your fingertips. Whether at the device or from your desktop, you can manage documents and jobs through an integrated job queue with a few mouse-clicks or button pushes.



## EVALUATE INSTALLATION AND DEPLOYMENT

Installing and deploying a fleet of copier/printers and multifunction printers throughout your organization is a potentially time-consuming, complicated process. This is not limited to physically placing the units in your environment; it is really about how these systems will integrate into your existing network infrastructure. You also need to consider the process required to deploy printing and scanning services to your users, and how automated that process can be.

THE XEROX  
ADVANTAGE

### HOW THE WORKCENTRE 5600 SERIES EXCEEDS THE INSTALLATION AND DEPLOYMENT REQUIREMENTS

#### INSTALLATION

When you choose Xerox, you can rest assured that your equipment will be delivered and installed to your specifications and expectations. All network-enabled configurations include a 10/100Base-TX Ethernet connection with features including automatic IP addressing, device naming, and Ethernet speed sensing to provide simple and automatic network installation. Management and system setup can be accomplished through a variety of means, including easy wizard-based processes found within Xerox CentreWare Web. Features like cloning enable multiple-device installation onto networks with identical settings, eliminating the need to set up each system individually.

#### DEPLOYMENT

Another critical area to evaluate is how to deploy print and scan drivers to your employees' computers. Print and scan drivers can be deployed centrally, so your IT staff needn't perform desk-to-desk manual installation of the driver software. Again, CentreWare Web wizards are provided to aid in the processes of installing, troubleshooting and upgrading print and scan drivers for your employees, freeing up your IT staff for more pressing projects. Driver support is delivered for Windows (2000 / Server 2003 / XP / Vista), including most operating systems with 32- and 64-bit drivers; Macintosh OS 10.3 and above; and multiple UNIX and Linux platforms.

## EVALUATE EASE OF USE AND MANAGEMENT

Look for fully integrated functions that work together to create more value than the sum of their parts. Are the functions easy to learn? Is the user interface consistent from function to function? Do the network features give you full access to the power of your network? Does the device include additional software to take full advantage of your digital documents? Is the device easy for your IT organization to manage as part of its infrastructure?

THE XEROX  
ADVANTAGE

### HOW THE WORKCENTRE 5600 SERIES EXCEEDS THE EASE-OF-USE REQUIREMENT

#### FRONT PANEL USER INTERFACE



It doesn't matter if your job is simple or complex — the front panel user interface (UI) is easy to learn and offers quick job programming. It features touch-screen functionality and intuitive organization, with the most commonly accessed features on the default screen and tab-based access to advanced programming features. A selection of buttons accompanies the touch-panel UI for manual command and numbers inputs, management features access, and job execution (with the familiar green Start button). Third-party applications can be integrated with the front panel UI as well (for more information, see Expandability on page 14). Whether you've used a Xerox copier/printer or multifunction printer in the past or not, you will find the WorkCentre 5600 series a pleasure to use.

## EVALUATE EASE OF USE AND MANAGEMENT (CONTINUED)

### BIDIRECTIONAL PRINT DRIVERS

The WorkCentre 5600 series utilizes CentreWare print drivers to provide an easy, intuitive way to program jobs and get updated system status information. Like the front-panel touch-screen UI, the print drivers are intuitively organized by tabs. The most commonly used features are located on the default tab, with advanced features easily accessible when programming more complex jobs. The print drivers also provide bidirectional information like system status, job status, currently loaded paper sizes, installed options and more.

THE XEROX  
ADVANTAGE

### HOW THE WORKCENTRE 5600 SERIES EXCEEDS THE EASE-OF-MANAGEMENT REQUIREMENT

### NETWORK MANAGEMENT

It couldn't be easier for the network administrator: The WorkCentre 5600 series integrates into virtually any network environment. Network configuration is made simple with CentreWare Web configuration wizards, which eliminate the need for your IT staff to perform tasks at the front panel of each device on your network. The WorkCentre 5600 series includes support for multiple native network environments, including TCP/IP, IPv6, SNMP, SMB, Novel IPX, AppleTalk and IPP.



### XEROX CENTREWARE SOFTWARE

Xerox CentreWare Web (CWW) software is a powerful device management solution for IT departments. CWW is free software that eases the chore of installing, configuration, managing, monitoring and pulling reports from the networked printers and multifunction printers throughout your enterprise — regardless of vendor. Xerox also addresses enterprise asset management through compatibility with network management tools for Sun, Novell, Microsoft and other environments.

The WorkCentre 5600 series also includes CentreWare Internet Services (CWIS), an embedded web server that allows employees and IT personnel to perform detailed status checks on the system and consumables, administer system settings, and manage access and accounting controls via any standard web browser.

### AUTOMATED SUPPLIES REPLENISHMENT

Xerox offers SMart eSolutions\*, an application for automating and simplifying device management and ownership. The two SMart eSolutions applications, MeterAssistant and SuppliesAssistant, automate the process of reporting MFP usage data to Xerox and automatically ordering replacement supplies when toner levels run low.

- MeterAssistant™ — automatically collects and securely submits your device meter reads to Xerox using a built-in audit process to increase billing accuracy
- SuppliesAssistant™ — proactively manages toner supplies and monitors usage to ensure you have the right supplies at the right time

### XEROX OFFICE SERVICES

Lastly, Xerox offers a set of services for managing document output and asset infrastructure in offices. These services deliver measurable business results by leveraging a powerful set of office technologies, business processes, methodologies and software tools to reduce costs and improve productivity. These offerings are summarized in Section 3 of this guide.

\*SMart eSolutions is available in the U.S. only.

## EVALUATE RELIABILITY

Office productivity relies on tools that do their jobs day in and day out. Consider how often you need to intervene to replace paper or other consumables or to clear jams. How easy is that intervention, and how long is the device typically down? If outside assistance is required, how easy is it to arrange and how long do you have to wait? Is the device a reliable network citizen? Has it been tested and certified by independent industry participants?

THE XEROX  
ADVANTAGE

### HOW THE WORKCENTRE 5600 SERIES EXCEEDS THE RELIABILITY REQUIREMENT

#### DAY-TO-DAY RELIABILITY

Reliability comes in two forms: system reliability and image reliability. The WorkCentre 5600 series has been designed to provide maximum system reliability and uptime: Simple paper paths and minimal moving parts help optimize day-to-day reliability and contribute to monthly duty cycles\* of:

- WorkCentre 5632 — 125,000
- WorkCentre 5638 — 150,000
- WorkCentre 5645 — 175,000
- WorkCentre 5655 — 200,000
- WorkCentre 5665 — 250,000
- WorkCentre 5675 — 300,000
- WorkCentre 5687 — 400,000

\*Duty cycle is a measure of the maximum number of copies/prints that can be run during peak periods.

Any paper jams or misfeeds that do occur can be easily cleared through access doors on the front of the machine, enabling your employees to proactively resolve most issues and limit calls to your help desk. With a maximum paper capacity of up to 8,700 sheets, the WorkCentre 5600 series also minimizes the need for user to reload paper. Xerox SMart Kit™ technology also helps minimize downtime by predicting when critical parts will fail and alerting you to order replacement units. SMart Kit replaceable units are as simple and easy to replace as toner cartridges. Further, if a WorkCentre 5600 series MFP does experience an interruption in service, CentreWare alerts can be configured to inform IT staff.

#### SERVICE/SUPPORT

Building on the reliability engineered into the WorkCentre 5600 series, Xerox has trained and developed a sophisticated service-delivery network capable of maintaining your equipment, addressing issues you encounter, and training your IT staff and employees on how to get the most out of your equipment.

#### SERVICE/SUPPORT

Building on the reliability engineered into the WorkCentre 5600 series, Xerox has trained and developed a sophisticated service-delivery network capable of maintaining your equipment, addressing issues you encounter, and training your IT staff and employees on how to get the most out of your equipment.

## EVALUATE VERSATILITY

How many functions can the device perform? Does the system support the media types and capacity your employees require? Does the copier/printer offer the kinds of finishing options that can help your employees get their jobs done more efficiently?

THE XEROX  
ADVANTAGE

### HOW THE WORKCENTRE 5600 SERIES EXCEEDS THE VERSATILITY REQUIREMENT



#### COPY FEATURES

The WorkCentre 5600 series comprises reliable, workgroup-class digital MFPs capable of supporting the daily copying volumes of your busy employees. These MFPs feature a powerful combination of output speed, original handling and advanced copy features.

WorkCentre 5600 series copy-performance speeds vary by model:

- WorkCentre 5632/5638 — up to 32/38 ppm, as fast as 4.6 sec. FCOT
- WorkCentre 5645/5655 — up to 45/55 ppm, as fast as 3.4 sec. FCOT
- WorkCentre 5665/5675/5687 — up to 65/75/87 ppm, as fast as 2.7 sec. FCOT

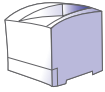
The WorkCentre 5600 series DADF makes quick work of your print jobs by combining fast processing speeds and large capacities:

- WorkCentre 5632/5638 — 60 ipm, 75-sheet capacity
- WorkCentre 5645/5655 — 60 ipm, 100-sheet capacity
- WorkCentre 5665/5675/5687 — 85 ipm, 100-sheet capacity

A rich set of copy features enables your employees to create ready-to-distribute hard copies. Copy feature highlights include:

- ID Card Copy — scans both sides of an ID card and prints it faceup on a single sheet of paper
- Automatic booklet creation — create booklets by, for example, printing four letter-size pages onto tabloid-size media for folding as a four-page booklet
- Automatic tray selection — selects correct tray for specified media without requiring user intervention
- Automatic two-sided copies — create two-sided copies of single- or double-sided originals
- Bates Stamping — a key feature for legal and health-care environments, adds sequential page numbering, date and time marks, copyright information, and other information to copy output
- Copy/Print/Store/Reprint — scan, store and reprint commonly copied documents via convenient front panel access
- Electronic precollation — collates multiple-set copies in memory to maximize output speed
- Multi-up — prints multiple original pages onto a single copied page
- Sample set — prints the first copy set for verification before releasing the remaining sets
- Store and recall job programming — store settings for complex, commonly executed copy jobs

## EVALUATE VERSATILITY (CONTINUED)

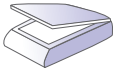


### PRINT FEATURES

As with copying, the WorkCentre 5600 series delivers a range of output speeds to fit your organization's specific needs. Black-and-white print speeds vary by model, ranging from up to 32 ppm to up to 87 ppm.

Building on the impressive printing performance is a versatile array of print features, highlighted by:

- Booklet creation — formats and organizes electronic documents for printing as hard-copy booklets
- Copy/Print/Store/Reprint — store and reprint commonly printed documents
- Cover selection — choose specialty media for cover pages
- Poster printing — enlarges an image by printing it onto multiple pages
- Secure/delay print — print jobs are held in memory until a PIN code is entered at the front panel, ensuring prints are not left unattended at the MFP
- Transparency interleave — inserts blank or printed plain paper between printed transparencies
- Watermarks — Adds labels such as “Draft,” “Confidential,” or customized messages to printed documents



### SCAN FEATURES

The WorkCentre 5600 series offers powerful network scanning capabilities for companies that routinely digitize hard-copy documents. Network scanning serves as a digital on-ramp for your hard-copy documents, enabling them to be distributed, edited, archived, and utilized by your enterprise applications.

The WorkCentre 5600 series DADF encompasses a range of scan performance levels and capacities:

- WorkCentre 5632/5638 — 60 ipm black-and-white, 75-sheet capacity
- WorkCentre 5645/5655 — 60 ipm black-and-white, 100-sheet capacity
- WorkCentre 5665/5675/5687 — 85 ipm black-and-white, 28 ipm color (optional), 100-sheet capacity

The WorkCentre 5600 series supports a variety of scan destinations, including:

- Scan to Email — send scanned images to email recipients, with authentication and LDAP for network security and integration
- Scan to Mailbox — stores scanned images on hard drive for retrieval at desktop
- Scan to PC — scans documents directly to a PC by selecting a PC from the local address book or by browsing the network on the front panel UI
- Scan to Home — sends scanned images to a preassigned “home” destination such as an e-mail address, FTP location or folder
- Network Scanning — templates enable transportation of scanned images to multiple predefined locations

## EVALUATE VERSATILITY (CONTINUED)

Additional Xerox scan software is available to expand the capabilities of your WorkCentre 5600 series MFP:

- Xerox Scan to PC Desktop® — bundles Nuance® PaperPort® software for scanning, organizing and sharing images with Nuance OmniPage® software, which converts hard-copy documents into searchable and editable electronic files
- Xerox SMARTsend® — eases the process of editing metadata, choosing file formats, and distributing scanned files to multiple destinations, including remote printers, email, network folders, mailboxes, fax destinations, and more

In addition to a flexible set of destinations and additional software, the WorkCentre 5600 series includes a set of scan features highlighted by:

- File formats — support for PDF and searchable PDF, JPEG, TIFF, multipage TIFF, and XPS
- Scan resolution — up to 600 x 600 dpi



### FAX FEATURES

The WorkCentre 5600 series also offers optional fax capabilities that help further consolidate office devices. This full-featured fax solution combined with the concurrency of the WorkCentre 5600 series means you won't need a dedicated fax machine any longer. Fax features include:

- Walk-up fax — traditional 33.6 Kbps phone-line faxing via front panel with one- and three-line options
- Network server fax enablement — allows faxes to be sent and received digitally over the network with support for SMTP and POP3
- Internet fax enablement — transmits faxes digitally via the internet with support for SMTP and POP3
- LAN fax — transmits faxes digitally from desktop computers via print driver
- Large format support — print received faxes on 11 x 17 in. paper
- Two-sided fax — send and receive two-sided documents
- Secure fax — holds received faxes until PIN code is entered
- Format support —
  - Phone-line fax — G3, Super G3
  - Internet/Network server fax — PDF, multipage TIFF, image-only PDF with G3 MH/G4 MMR/JPEG compression, TIFF-FX with G3 MH/JPEG compression

### MEDIA SUPPORT AND CAPACITY

The WorkCentre 5600 series offers scalable paper capacity to handle the needs of offices of all sizes. Standard paper capacity starts at 1,100 sheets, with an optional maximum capacity of 8,700 sheets. Paper capacity and media support offered by the WorkCentre 5600 series include:










- Standard Trays —
  - Bypass Tray — 100 sheets, custom sizes from 4.13 x 5.83 in. (A6) to 11 x 17 in. (A3), 16 to 57 lb. bond/80 lb. cover (60 to 216 gsm)
  - Trays 1 and 2 — 500 sheets each, custom sizes from 5.5 x 8.5 in. (A5) to 11 x 17 in. (A3), 16 to 53 lb. bond/110 lb. index (60 to 200 gsm)

## EVALUATE VERSATILITY (CONTINUED)

- High-Capacity Tandem Tray (optional on 5632, 5638, 5645, standard on 5655, 5665, 5675, 5687) —
  - Trays 3 and 4 — 1,600 and 2,000 sheets, 8.5 x 11 in. (A4), 16 to 53 lb. bond/110 lb. index (60 to 200 gsm)
- High-Capacity Feeder (optional on 5632, 5638, 5645, 5655, 5665, 5675, standard on 5687) —
  - Tray 5 — 4,000 sheets, 8.5 in. x 11 in. (A4), 16 to 53 lb. bond/120 lb. index (60 to 216 gsm)
  - Optional 8.5 x 11 in./8.5 x 14 in. short-edge kit with 2,000-sheet capacity
  - Optional 11 x 17 in. (A3) short-edge kit with 2,000-sheet capacity

### FINISHING FEATURES

The WorkCentre 5600 series gives you multiple choices to ensure you get the right set of finishing features for your employees and the documents they produce on a regular basis. When purchasing a WorkCentre 5600 series MFP, you'll have your choice of:

	<ul style="list-style-type: none"> <li>• Offset Catch Tray (available on 5632/5638/5645/5655/5665):               <ul style="list-style-type: none"> <li>• 300-sheets stacker</li> </ul> </li> </ul>
	<ul style="list-style-type: none"> <li>• Basic Office Finisher (available on 5632/5638/5645):               <ul style="list-style-type: none"> <li>• 1,000-sheet stacking plus 250-sheet top tray</li> <li>• 30-sheet single-position stapling</li> </ul> </li> </ul>
	<ul style="list-style-type: none"> <li>• Office Finisher (available on 5632/5638/5645/5655/5665/5675):               <ul style="list-style-type: none"> <li>• 2,000-sheet stacking plus 250-sheet top tray</li> <li>• 50-sheet multiposition stapling</li> <li>• Optional hole-punching</li> </ul> </li> </ul>
	<ul style="list-style-type: none"> <li>• Professional Finisher (available on 5632/5638/5645/5655/5665/5675):               <ul style="list-style-type: none"> <li>• 1,500-sheet stacking plus 250-sheet top tray</li> <li>• 50-sheet multiposition stapling</li> <li>• 3-hole punch (2-hole option)</li> <li>• Saddle-stitch booklet making</li> <li>• V-folding</li> </ul> </li> </ul>
	<ul style="list-style-type: none"> <li>• High Volume Finisher (HVF) (available on 5655/5665/5675/5687):               <ul style="list-style-type: none"> <li>• 3,000 sheets plus 250-sheet top tray</li> <li>• 100-sheet multiposition stapling</li> <li>• Optional hole-punching</li> </ul> </li> </ul>
	<ul style="list-style-type: none"> <li>• HVF with Booklet Maker (available on 5655/5665/5675/5687):               <ul style="list-style-type: none"> <li>• 3,000 sheets plus 250-sheet top tray</li> <li>• Adds up to 15 sheet booklet making with saddle-stitch</li> </ul> </li> </ul>
	<ul style="list-style-type: none"> <li>• Z-Fold/C-Fold unit option for HVF with Booklet Maker:               <ul style="list-style-type: none"> <li>• Adds letter-size C- and Z-folding</li> </ul> </li> </ul>
	<ul style="list-style-type: none"> <li>• Post Process Inserter option for HVF and HVF with Booklet Maker:               <ul style="list-style-type: none"> <li>• Adds preprinted inserts</li> </ul> </li> </ul>
	<ul style="list-style-type: none"> <li>• Convenience Stapler:               <ul style="list-style-type: none"> <li>• 50-sheet stapling</li> </ul> </li> </ul>

## EVALUATE VERSATILITY (CONTINUED)

### EXPANDABILITY

The WorkCentre 5600 series includes the Xerox Extensible Interface Platform (EIP), which enables third-party software vendors to develop customized applications for Xerox MFPs. EIP enables customer user interfaces to display on the MFP front panel, and to integrate with broader network applications like enterprise content management (ECM) systems and accounting solutions. For example, authenticated users can:

- Browse a list of documents in your ECM system and select one (or more) to print
- Select a personal folder in that same ECM system and scan a hard-copy document for storage
- Receive their own personalized lists of locations for retrieving or scanning documents, based on their user information



EIP also enables custom card-based authentication solutions that control access to MFP features and integration with network applications. Two examples of card-based EIP applications:

- Xerox Secure Access Unified ID System™ — enables user login with existing magnetic or proximity ID cards, providing quick and secure access to device functions that need to be tracked for accounting or regulatory requirements
- Follow-You™ Printing — decreases downtime and document security by submitting print jobs to a secure print queue for printing to any available networked device after user authentication (traditional or card-based login)

## EVALUATE SECURITY CAPABILITIES

What types of security requirements are critical to your office? Does the device have the security features to meet these demands? Can device access be password protected? Does the system remove latent images on its hard drive? Does the system have features in place to protect confidential documents?

THE XEROX  
ADVANTAGE

### HOW THE WORKCENTRE 5600 SERIES EXCEEDS THE SECURITY REQUIREMENT

#### INTEGRATED SECURITY

In today's business environment, security is a critical competency. The technology you deploy into your organization must have a complete set of capabilities to help keep your confidential information safe. The WorkCentre 5600 series delivers security features that protect your confidential information at all points of document vulnerability:



Document —

- Secure fax — protect faxed documents by requiring a PIN access code before the received fax is printed
- Secure print — holds print jobs at the MFP before they are printed

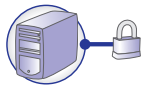


## EVALUATE SECURITY CAPABILITIES (CONTINUED)



### Device —

- Audit log — tracks printing, scanning and network fax activities by user, time and date
- Restrict job detail display — hides job names when nonauthenticated users view job queue
- Secure Access Unified ID System™ — magnetic card-based access eases authentication and access to device features
- User Authentication — restricts access to device features and management settings by validating user names and passwords, with SMB, LDAP, LDAP+SSL, and Kerberos integration



### Hard Drive —

- Encrypted disk drive — applies 128-bit encryption to data stored on the MFP hard drive
- Image overwrite — electronically “shreds” data stored on the MFP hard drive using an algorithm specified by U.S. Department of Defense Directive 5200.28-M



### Network —

- Digitally signed documents — creates signatures using a variety of methods, including S/MIME, password encryption and device certificates
- Encrypted email — encrypts email messages sent by the MFP to your email server
- Fax and network isolation — controller architecture separates the network connection and the fax telephone line to avoid incoming fax-based network attacks
- Firewall — restricts access via IP address filtering, domain filtering and port blocking
- IEEE 802.1x protocol — ensures devices connected to the network are properly authenticated
- IPSec — encrypts print jobs sent to the MFP utilizing IPSec
- IPv6 support — built-in support for networks utilizing the IPv6 standard
- Secure data protocols — secures network communications with industry standards including HTTPS (SSL), SNMP v3.0, and IPSec

## THIRD PARTY CERTIFICATION

Xerox has a proven track record of participation and compliance with emerging government security standards and third-party testing and certification. The prime example of the Xerox commitment is our participation in the Common Criteria Certification process: Xerox submits its products, along with highly structured statements of the product’s information security capabilities, for validation by an independent, government-sponsored laboratory. Certification is a costly, rigorous, time-consuming process. The WorkCentre 5600 series will be submitted for certification shortly after public availability. Check the Xerox security pages ([www.xerox.com/security](http://www.xerox.com/security)) for more up-to-date information. Xerox currently has more MFP products certified than any vendor in the industry.

For more information on Xerox security, visit [www.xerox.com/security](http://www.xerox.com/security).

## EVALUATE COST CONTROL

One of the most important things to consider when evaluating an MFP is its cost of operation. Does the vendor provide the tools you need to control access and use of the system's color features? Are the accounting tools available to help track and assign printing costs? Does the vendor offer tools and services to help you right-size your deployment?

THE XEROX  
ADVANTAGE

### HOW THE WORKCENTRE 5600 SERIES EXCEEDS THE COST CONTROL REQUIREMENT

#### ACCOUNTING CAPABILITIES

Xerox provides multiple levels of accounting capabilities to give your organization the control it needs for tracking and assigning costs. These tools include:

- **Auditron** — controls and tracks and enables quota setting for output for copy activity by user or workgroup for analysis and billing purposes
- **Xerox Standard Accounting (XSA)** — builds on Auditron by adding web-based remote management for copy, print, scan and fax activity
- **Network Accounting** — job-based accounting enables Xerox MFPs to integrate with third-party accounting and billing solutions from Xerox Business Partners
- **Foreign device interface** — enables you to add external third-party access and accounting devices to your Xerox MFP, such as magnetic card readers or coin-operation devices

#### ASSESSMENT OPTIONS

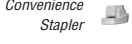










Xerox can help you decrease your overall document costs by optimizing and right-sizing your technology deployment. Three levels of assessment tools and services are available to help you deploy the right mix of equipment to best serve the needs of your environment:

- **LEVEL 1: Xerox Office Efficiency Calculator** — A five-minute, web-based “instant analysis” offers suggestions on your technology needs by comparing information you enter on your environment against key industry metrics.
- **LEVEL 2: Xerox Office Productivity Advisor (XOPA)** — More in-depth, web-based tool assesses your specific document environment. XOPA results suggest better ways to manage page volume between printing, copying and faxing — they deliver end user satisfaction and cost efficiency. XOPA is a free service performed by your local Xerox sales representative.
- **LEVEL 3: Xerox Office Document Assessment (ODA)** — An analytical model that measures and analyzes your current document production infrastructure, the ODA provides in-depth improvement plans for significant cost savings and increased efficiency. The ODA is a six-sigma, fee-based tool and consultative service oriented more at enterprise-level organizations.

## SECTION 3

# Configurations, Specifications, Supplies, Support and Additional Information Sources

## CONFIGURATION SUMMARY

	<i>Basic Office Finisher</i>	<i>Office Finisher</i>	<i>Professional Finisher</i>	<i>High-Volume Finisher (HVF)</i>	<i>HVF with Booklet Maker</i>	<i>Post-process Inserter</i>	
   							
	<b>Copier</b>		<b>Copier/Printer</b>		<b>Copier/Printer/Scanner</b>		
	<b>5632 / 5638 / 5645 / 5655 / 5665 / 5675 / 5687</b>		<b>5632 / 5638 / 5645 / 5655 / 5665 / 5675 / 5687</b>		<b>5632 / 5638 / 5645 / 5655 / 5665 / 5675 / 5687</b>		
<b>Speed</b>	Up to 32 / 38 / 45 / 55 / 65 / 75 / 87 ppm		Up to 32 / 38 / 45 / 55 / 65 / 75 / 87 ppm		Up to 32 / 38 / 45 / 55 / 65 / 75 / 87 ppm		
<b>Device Memory</b> 5632/5638/5645/5655/5665/5675/5687:	128 MB std / 768 MB max 256 MB std / 768 MB max		640 MB std / 1024 MB max 768 MB std / 1024 MB max		640 MB std / 1024 MB max 768 MB std / 1024 MB max		
<b>Paper Handling</b> Paper input Standard	<b>Platen</b> (available with 5632); <b>Duplex Automatic Document Handler (DADH)</b> : 5632 / 5638: 75 sheets, 5645 / 5655 / 5665 / 5675 / 5687: 100 sheets <b>Bypass Tray</b> : 100 sheets; Custom sizes: 4.25 x 5.5 in. to 11 x 17 in. / A6 to A3; 16–53 lb. bond / 60–216 gsm <b>Trays 1–2</b> : 500 sheets each; Sizes: 5.5 x 8.5 in. to 11 x 17 in. / A5 to A3; 16–53 lb. bond / 60–200 gsm						
Optional	<b>Stand</b> (available with 5632 / 5638 / 5645); <b>High Capacity Tandem Tray</b> (standard on 5655 / 5665 / 5675 / 5687): 3,600-sheet total (1,600 and 2,000 sheets); Size: 8.5 x 11 in. / A4; <b>High Capacity Feeder (HCF)</b> : 4,000 sheets; Size: 8.5 x 11 in. / A4 long edge feed (standard on 5687); <b>HCF Kits</b> (HCF required): 2,000-sheet 11 x 17 in. / A3 Short Edge Kit or 2,000-sheet 8.5 x 11 in. / A4 Short Edge Kit; <b>Other Kits</b> : Envelope Kit						
Finishing options	<b>Offset Catch Tray</b> (available with 5632 / 5638 / 5645 / 5655 / 5665 / 5675 / 5687): 300 sheets <b>Basic Office Finisher</b> (available with 5632 / 5638 / 5645): 1,000 + 250-sheet trays, 30-sheet, single-position stapling <b>Office Finisher</b> (available with 5632 / 5638 / 5645 / 5655 / 5665 / 5675): 2,000 + 250-sheet trays, 50-sheet multiposition stapling, optional hole punch <b>Professional Finisher</b> (available with 5632 / 5638 / 5645 / 5655 / 5665 / 5675): 1,500 + 250-sheet trays, 50-sheet multiposition stapling, 2-hole punch (4-hole option), saddle-stitch booklet making, V-folding; <b>High Volume Finisher (HVF)</b> (available with 5655 / 5665 / 5675 / 5687): 3,000 + 250-sheet trays, 100-sheet multiposition stapling, optional hole punch; <b>High Volume Finisher w/Booklet Maker</b> (available with 5655 / 5665 / 5675 / 5687): adds saddle-stitch booklet making <b>Z Fold / C Fold Unit</b> with HVF w/Booklet Maker: adds A4-size Z- and C-folding <b>Post Process Inserter</b> with HVF and HVF w/Booklet Maker: adds preprinted inserts; <b>Convenience Stapler</b> : 50-sheet stapling						
<b>Copy</b> First-page-out time	<b>5632 / 5638</b> : As fast as 4.6 seconds, <b>5645 / 5655</b> : As fast as 3.4 seconds, <b>5665 / 5675 / 5687</b> : as fast as 2.7 seconds						
Resolution (max)	600 x 600 x 8 dpi input / 4800 x 600 dpi output (5632 / 5638 / 5645 / 5655) / 4800 x 1200 dpi interpolated output (5665 / 5675 / 5687)						
Copy features	Automatic 2-sided, Collation, Auto reduction/enlargement, Auto paper select, Auto tray switching, Image quality enhancement, Transparencies, Booklet creation, Multi-up, Invert image, Covers, ID Card Copy, Annotation and Bates Stamping, Build Job, Inserts and tab copying, Sample set, Job storage* and reprint*						
<b>Print</b> Processor	NA	1.4 GHz AMD Athlon dedicated / 80 GB Hard Drive shared					
Connectivity	NA	Ethernet 10/100 Base T, IEEE802.5 (Token Ring) [via adapter], Wireless Ethernet (IEEE802.11a/b/g) [via third party adapter]					
PDL Support	NA	PCL®6, PCL5e, PostScript® 3™ emulation, LCDS, SCS, XES and IPDS via third-party transforms, and direct print TIFF, PDF, AS/400 support via Workstation Customization Objects					
Resolution	NA	Up to 1200 x 1200 dpi					
Print features	NA	Delay-, Sample-, Secure-, and Store-Print; Simultaneous rip, receive, programme-ahead, queue-process and transmit; Bi-directional print drivers; Exception page programming; Tab printing; Embedded Web Server for remote control/monitor/setup; Job monitoring at device and at desktop					
<b>Fax</b>	Optional: Walkup Fax (33.6 Kbps, one-line [32 MB] and two-line [256 MB] options) with JBIG compression	Optional: Walkup Fax (33.6 Kbps, one-line [32 MB] and two-line [256 MB] options) with LAN Fax		Internet Fax, Network Server Fax, Optional: Walkup Fax (33.6 Kbps, one-line [32 MB] and two-line [256 MB] options) with LAN Fax			
<b>Scan</b>	NA	NA	Network Scanning with Email (Authentication and LDAP), Scan to Mailbox, Scan to Home, Scan to searchable PDF, PDF/A and XPS®, Optional (5665 / 5675 / 5687): Colour scan, Scan to PC Desktop, SMARTsend				
<b>Security</b>	Fax Security	Fax Security, Secure Print, 802.1x, HTTPS (SSL), SNMP V3, IPv6, IPsec, Network Authentication, Device Access Password Protection, IP Filtering, Audit Log, Disk Encryption for Store Print and Scan to Mailbox features, Disk Image Overwrite					
<b>Accounting</b>	Internal Auditorion – Copy	Internal Auditorion – Copy; Xerox Standard Accounting – Copy, Print, Fax, Optional: Network Accounting Enablement (through 3rd Party)		Internal Auditorion – Copy; Xerox Standard Accounting – Copy, Print, Fax, Scan; Optional: Network Accounting Enablement (through 3rd Party)			
<b>Other Options</b>	Upgrade Kit to Copier / Printer, Upgrade Kit to Copier/Printer/Scanner	Upgrade Kit to Copier/Printer/Scanner (through 3rd Party)		NA			
	256 MB Pre collation Memory, Foreign Device Interface, Xerox Copier Assistant	256 MB Pre collation Memory, Foreign Device Interface, Xerox Copier Assistant, USB 2.0 / (IEEE 1284) Parallel Port Kit (copier/printer/scanner version), Fax / Scan / Accounting Partner Solutions, Xerox Unicode International Printing, Xerox Secure Access Unified ID System™ with Follow You Print™					

\*Not available on copier-only models

## SPECIFICATIONS

<b>Device Management</b>	Xerox CentreWare Internet Services, Xerox CentreWare Web, Novell NDPS/NEPS, Xerox CentreWare for Unicenter TNG, Xerox CentreWare for Tivoli® NetView®, Xerox CentreWare for HP® OpenView®, Xerox Barcode Pro PS, Xerox Device Types for SAP r/3 Environment, Xerox SAP R/3 Intelligent Barcode Utility							
<b>Operating System Driver Support</b>	Microsoft Windows® — 2000, XP, Server XP, Server 2003, Server 2003 64-bit, Vista, Vista 64-bit Apple Mac OS® — 8.x, 9.x, 10.3 and higher Sun Microsystems Solaris™ — 2.8, 2.9, 2.10 HP-UX® — 11.0 IBM AIX® — 4.3.3 Linux® — Fedora™ Core 1 (Intel), Yellowdog 3.0							
<b>Media Handling</b>	Supported sizes: <b>Standard Trays:</b> Bypass Tray — 100 sheets, custom sizes from 4.13 x 5.83 in. (A6) to 11 x 17 in. (A3) Trays 1 and 2 — 500 sheets each, custom sizes from 5.5 x 8.5 in. (A5) to 11 x 17 in. (A3) <b>High-Capacity Tandem Tray (optional on 5632, 5638, 5645, standard on 5655, 5665, 5675, 5687):</b> Trays 3 and 4 — 1,600 and 2,000 sheets, 8.5 x 11 in. (A4) <b>High-Capacity Feeder (optional on 5632, 5638, 5645, 5655, 5665, 5675, standard on 5687):</b> Tray 5 — 4,000 sheets, 8.5 in. x 11 in. (A4) Optional 8.5 x 11 in./8.5 x 14 in. short-edge kit with 2,000-sheet capacity Optional 11 x 17 in. (A3) short-edge kit with 2,000-sheet capacity							
	Supported weights: <b>Standard Trays:</b> Bypass Tray — 16 to 57 lb. bond/80 lb. cover (60 to 216 gsm) Trays 1 and 2 — 16 to 53 lb. bond/110 lb. index (60 to 200 gsm) <b>High-Capacity Tandem Tray (optional on 5632, 5638, 5645, standard on 5655, 5665, 5675, 5687):</b> Trays 3 and 4 — 16 to 53 lb. bond/110 lb. index (60 to 200 gsm) <b>High-Capacity Feeder (optional on 5632, 5638, 5645, 5655, 5665, 5675, standard on 5687):</b> Tray 5 — 16 to 53 lb. bond/120 lb. index (60 to 216 gsm)							
<b>Operating Environment</b>	Required Temperature Range — 500 to 900 F (100 to 320 C) Required Relative Humidity — 10% to 85%							
<b>Electrical</b>	<b>Power (North America)</b> — 110 to 140 V Nominal, 60 Hz, 10A							
	<b>Model</b>	<b>Running</b>	<b>Standby</b>	<b>Low Power</b>	<b>Auto Off/ Sleep</b>	<b>Warm up to Copy</b>	<b>Warm up to Print</b>	<b>Low Power Recovery</b>
	5632/5638 Copier <sup>1</sup>	1,080 w	265 w	100 w	4 w	≤ 28 sec.	N/A	≤ 9 sec.
	5632/5638 Copier/Printer <sup>1</sup>	1,130 w	305 w	125 w	9 w	≤ 28 sec.	≤ 130 sec.	≤ 9 sec.
	5645 Copier <sup>1</sup>	1,180 w	265 w	100 w	4 w	≤ 28 sec.	N/A	≤ 9 sec.
	5645 Copier/Printer <sup>1</sup>	1,280 w	305 w	135 w	9 w	≤ 28 sec.	≤ 130 sec.	≤ 9 sec.
	5655 Copier	1,280 w	265 w	100 w	4 w	≤ 28 sec.	N/A	≤ 9 sec.
	5655 Copier/Printer <sup>1</sup>	1,380 w	305 w	135 w	9 w	≤ 28 sec.	≤ 130 sec.	≤ 9 sec.
	5665 Copier	1,590 w	290 w	120 w	4 w	≤ 28 sec.	N/A	≤ 9 sec.
	5665 Copier/Printer <sup>1</sup>	1,640 w	330 w	155 w	9 w	≤ 28 sec.	≤ 130 sec.	≤ 9 sec.
	5675 Copier	1,640 w	290 w	120 w	4 w	≤ 28 sec.	N/A	≤ 9 sec.
	5675 Copier/Printer <sup>1</sup>	1,690 w	330 w	155 w	9 w	≤ 28 sec.	≤ 130 sec.	≤ 9 sec.
	5687 Copier <sup>2</sup>	1,790 w	290 w	120 w	4 w	≤ 28 sec.	N/A	≤ 9 sec.
	5687 Copier/Printer <sup>2</sup>	1,840 w	330 w	155 w	9 w	≤ 28 sec.	≤ 130 sec.	≤ 9 sec.

<sup>1</sup> Configured with Office Finisher

<sup>2</sup> Configured with High Volume Finisher

## SPECIFICATIONS (CONTINUED)

Dimensions					
	5632/5638/5645/5655	Width	Depth	Height	Weight
	Base Configuration	23.6 in. (600 mm)	25.6 in. (650 mm)	39.8 in. (1,010 mm)	217.7 lbs. (98.75 kg)
	Base with DADF	23.6 in. (600 mm)	25.6 in. (650 mm)	44.9 in. (1,140 mm)	260.1 lbs. (118 kg)
	Fully Configured Product	34.8 in. (884.8 mm)	28 in. (710 mm)	44.9 in. (1,140 mm)	275 lbs. (124.75 kg)
	5665/5675/5687	Width	Depth	Height	Weight
	Base with DADF	25.9 in. (657 mm)	28 in. (710 mm)	45.2 in. (1,147 mm)	279.7 lbs. (126.85 kg)
	Fully Configured Product	37.1 in. (941.8 mm)	34.2 in. (868 mm)	45.2 in. (1,147 mm)	297.4 lbs. (134.9 kg)
	Accessories	Width	Depth	Height	Weight
	High Capacity Feeder	15.3 in. (389 mm)	20.1 in. (510 mm)	22.6 in. (575 mm)	66.1 lbs (30 kg)
	Offset Catch Tray (5632-5665)	14 in. (355 mm)	14.9 in. (378 mm)	10.7 in. (273 mm)	4.2 lbs. (1.9 kg)
	Basic Office Finisher (5632-5645)	24.2 in. (614 mm)	22.3 in. (567 mm)	21.3 in. (540 mm)	55.1 lbs. (25 kg)
	Office Finisher (5632-5675)	24.2 in. (614 mm)	22.3 in. (567 mm)	39.7 in. (1,008 mm)	65 lbs. (29.5 kg)
	Professional Office Finisher (5632-5645)	32.3 in. (820 mm)	22.4 in. (570 mm)	44.1 in. (1,120 mm)	170.9 lbs. (77.5 kg)
	High Volume Finisher (5655-5687)	41.3 in. (1,050 mm)	24.8 in. (630 mm)	45.1 in. (1,145 mm)	160.5 lbs. (72.8 kg)
	High Volume Finisher with Booklet Maker (5655-5687)	42.1 in. (1,070 mm)	24.8 in. (630 mm)	46.5 in. (1,180 mm)	221.1 lbs. (100.3 kg)
	High Volume Finisher with C- and Z-folder and Post Process Inserter	56.3 in. (1,430 mm)	24.8 in. (630 mm)	46.5 in. (1,180 mm)	288.4 lbs. (130.8 kg)
	Left Hand Media Shelf	11.2 in. (284.8 mm)	19.6 in. (498 mm)	3.2 in. (82 mm)	3 lbs. (1.4 kg)
	Convenience Stapler	5.3 in. (134 mm)	7.1 in. (180 mm)	5.0 in. (126 mm)	6.6 lbs. (3 kg)
Agency Approvals	FCC Class A Compliant (U.S.), DOC Class A Compliant (Canada), 89/336/EEC (Europe), UL Listed (UL 1950, Third Edition), CB Certified (IEC 60950/EN 60950), 73/23/EEC (Europe), 95/5/EEC (Europe), ENERGY STAR®				

## SUPPLIES

Supplies	Description	Details	Part Number
	Toner Cartridge <sup>1</sup>	For 5632/5638/5645/5655, 2 x > 32,000 <sup>2</sup> page cartridge	6R1046
	Toner Cartridge <sup>1</sup>	For 5665/5675/5687, 2 x 50,000 <sup>2</sup> page cartridge	6R1146
	Staple Cartridge	For Basic Office Finisher, 1 x 3,000 staple cartridge	108R00682
	Staple Pack	For Basic Office Finisher, 3 x 3,000 staple cartridge	108R00535
	Staple Cartridge	For Office Finisher, 3 x 3,000 staple cartridge	108R00493
	Staple Cartridge	For HVF, 1 x 5,000 staple cartridge	108R12912
	Staple Cartridge	For Booklet Maker Saddle Stitching, 8 x 2,000 staple cartridge	008R12897
	Staple Cartridge	For Convenience Stapler, 1 x 5,000 staple cartridge	008R12964
Smart Kits™	Staple Cartridge	For Convenience Stapler, 3 x 5,000 staple cartridge	008R12941
	Fuser Module (N.A.)	For 5632/5638/5645/5655, includes ozone filter	109R00752
	Fuser Module (Europe)	For 5632/5638/5645/5655, includes ozone filter	109R00751
	Fuser Module (N.A.)	For 5665/5675/5687, includes ozone filter	109R00773
	Fuser Module (Europe)	For 5665/5675/5687, includes ozone filter	109R00772
	Xerographic Module	For 5632/5638 (Metered)	113R00608
	Xerographic Module	For 5632/5638 (N.A. Sold)	113R00610
	Xerographic Module	For 5632/5638 (Europe Sold)	113R00607
	Xerographic Module	For 5645/5655/5665/5675/5687 (Metered)	113R00672
	Xerographic Module	For 5645/5655/5665/5675/5687 (N.A. Sold)	113R00674
	Xerographic Module	For 5645/5655/5665/5675/5687 (Europe Sold)	113R00673
	Document Feeder Rolls	For 5632/5638/5645	113R00717
	Document Feeder Rolls	For 5645/5655/5665/5675/5687	113R00718

<sup>1</sup> Includes waste toner bottle

<sup>2</sup> 6% area coverage per cartridge

## OPTIONS

Options	Description	Details	Part Number
	Offset Catch Tray (5632/5638/5645/5655/5665)	300 sheets (stacking)	497K2720
	Basic Office Finisher (5632/5638/5645)	1,000 sheets plus 250-sheet top tray (stacking, 50-sheet multiposition stapling)	97S3863
	Office Finisher (5632/5638/5645)	2,000 sheets plus 250-sheet top tray (stacking, 50-sheet multiposition stapling, optional hole-punching)	97S3864
	Professional Finisher (5632/5638/5645)	1,500 sheets plus 250-sheet top tray (stacking, 50-sheet multiposition stapling, hole-punching, saddle-stitch booklet making, V-folding)	97S3820
	2-Hole Punch Kit	For Office and Professional Finishers	498K10260
	3-Hole Punch Kit	For Office and Professional Finishers	498K10270
	4-Hole Punch Kit	For Office and Professional Finishers	498K10280
	Legal 2-Hole Punch Kit	For Office and Professional Finishers	498K10290
	High-Volume Finisher (HVF) (5655/5665/5675/5687)	3,000 sheets plus 250-sheet top tray (stacking, 100-sheet multiposition stapling, optional hole-punching)	97S3407
	Swedish 2-Hole Punch Kit	For Office, Professional, and High-Volume Finisher	498k10310
	2-Hole Punch Kit	For High-Volume Finisher	498K11400
	3-Hole Punch Kit	For High-Volume Finisher	498K11410
	HVF with Booklet Maker (5655/5665/5675/5687)	Adds saddle-stitch booklet making	97S3410
	Z-Fold/C-Fold unit for HVF with Booklet Maker	Adds letter-size C- and Z-folding	97S3413
	Post Process Inserter for HVF	Adds preprinted inserts	97S3411
	High Capacity Feeder (HCF)	4,000-sheet capacity	97S3786
	A3 High Capacity Feeder Kit	2,000-sheet capacity	498K12130
	SEF High Capacity Feeder Kit	2,000-sheet capacity	498K12140
	Envelope Tray		498K15990
	Convenience Stapler Kit (110 V)	50-sheet stapling	498K8250
	Convenience Stapler Kit (220 V)	50-sheet stapling	498K8260
	Left Hand Media Shelf		498K05031
	USB Print Connectivity Kit		498K10330
	Unicode International Printing Kit		320S00290
	Foreign Device Interface		498K10230
	Memory Upgrade Kit	256 MB	498K10250
	Xerox Copier Assistant Software Kit		498K13731
	Color Scan Kit	For 5665/5675/5687	498K15130
	Internet Fax		498K15140
	Server Fax Kit		498K15150
	Network Accounting Kit		498K15160
	Scanning Kit		498K15180
	1-Line Fax Kit		498K16000
	2-Line Fax Kit		498K16010
	Xerox FreeFlow SMARTsend	Standard SE	320S00244
	Xerox FreeFlow SMARTsend	Professional	320S00245
	Xerox FreeFlow SMARTsend	5 License Pack	300S01915
	Xerox FreeFlow SMARTsend	15 License Pack	300S01916
	Xerox FreeFlow SMARTsend	50 License Pack	300S01917
	Xerox Scan to PC Desktop	SE	301K17680
	Xerox Scan to PC Desktop	Professional	301K17700

## SUPPORT AND ADDITIONAL INFORMATION SOURCES

### UNRIVALED SERVICE AND SUPPORT

Behind every Xerox product is a large network of customer support that's unrivaled in the industry and available when you need it. Xerox service professionals use leading-edge technologies to keep you up and running. They're even linked to the engineers who designed your product, so you can be confident when you choose Xerox. And Genuine XEROX® supplies are always readily available.

### TOTAL SATISFACTION GUARANTEED

The exclusive Xerox Total Satisfaction Guarantee, recognized as unique in the industry, covers every WorkCentre® device that has been continuously maintained by Xerox or its authorized representatives under a Xerox express warranty or Xerox maintenance agreement. You decide when you're satisfied.

### XEROX OFFICE SERVICES SUPPORT

#### Asset Management Services

- Asset Optimization and Tracking — Process and tools to optimize an enterprise's office output infrastructure and reduce hard costs
- Break-Fix Management — Single point of ownership and management for break-fix service of all brands of office output devices, regardless of manufacturer
- Supplies Management — Process and tools to procure, monitor and replenish all document-related supplies proactively

#### Imaging and Output Management Services

- Output Management — Single point of management of office output from all output devices, regardless of manufacturer
- Image Capture and Workflow — Cost-efficient solutions for capturing, managing, retrieving and distributing information into digital repositories

#### Support Services

- Technology Procurement and Deployment — A creative and flexible end-to-end print/computer product acquisition solution that uses a single-point-of-contact model while lowering the total cost of acquisition
- Help Desk Services — A broad range of enterprise services, managed through a centralized single point of contact and delivered through either an on-site or off-site model
- End User Services — Microsoft software implementation, IT project consulting, and customer education

#### Access Managed Services

- Student and Library Patron Access — Custom designed and implemented customer-managed solutions for student and library patron print-access management
- 
- 

### ADDITIONAL INFORMATION SOURCES

#### WorkCentre 5600 Series Front Panel:

- The front panel offers tools and information pages to help with machine setup, feature selections, operational problems, media feed and supply issues.

#### Customer Documentation Contains:

- Installation Guide
- Quick Use Guide
- Software and Documentation CD-ROM
- Registration Card
- Warranty Booklet

#### On the Web

##### Visit [www.xerox.com/office](http://www.xerox.com/office) for:

- Product, supplies and support information
- Downloading drivers
- Finding your local Xerox sales representative
- Online documentation

##### Visit [www.xerox.com/office/support](http://www.xerox.com/office/support) for:

- Support and service information, including the same troubleshooting Knowledge Base used by Xerox Customer Support staff to provide the latest technical information on:
    - Application issues
    - Errors
    - Print-quality issues
    - Troubleshooting
-

## Questions? Comments? Problems?

If you have any questions, please contact your  
Xerox sales representative, call **1-800-ASK-XEROX**,  
or visit us on the web at **[www.xerox.com/office](http://www.xerox.com/office)**





## Free Manuals Download Website

<http://myh66.com>

<http://usermanuals.us>

<http://www.somanuals.com>

<http://www.4manuals.cc>

<http://www.manual-lib.com>

<http://www.404manual.com>

<http://www.luxmanual.com>

<http://aubethermostatmanual.com>

Golf course search by state

<http://golfingnear.com>

Email search by domain

<http://emailbydomain.com>

Auto manuals search

<http://auto.somanuals.com>

TV manuals search

<http://tv.somanuals.com>