

Part #: 200906A
A/W#: 200907A
Art size: 16" x 5.25"
Fold size: 4" x 5.25"
Color: 1/1 Black
Paper Stock: 65lb. Finch White Opaque Vellum Cover

Fold

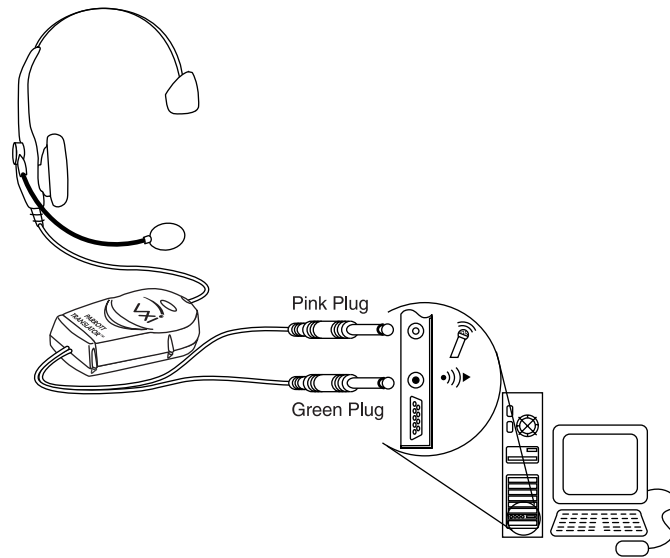
PARROTT® TALKPRO HEADSET USER GUIDE



Fold

1 CONNECTING YOUR HEADSET TO YOUR PC

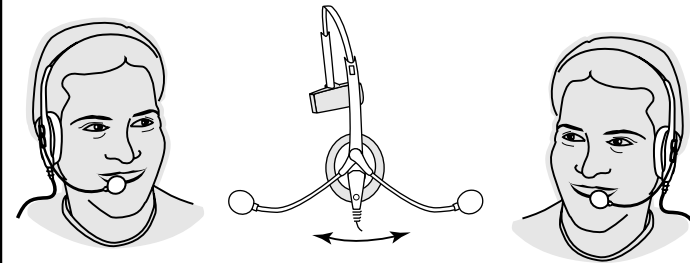
Insert the plugs as shown in the drawing. The pink plug is inserted into the microphone input (🎤), and the lime green plug is inserted into the line output (speaker) (🔊) of the PC sound I/O port.



Fold

2 CHOOSING A SIDE

Determine the side of your head where you would prefer to locate the microphone. Swivel the microphone boom as shown.

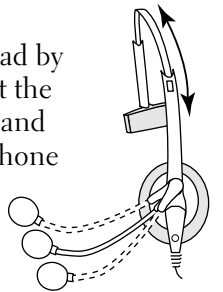


Fold

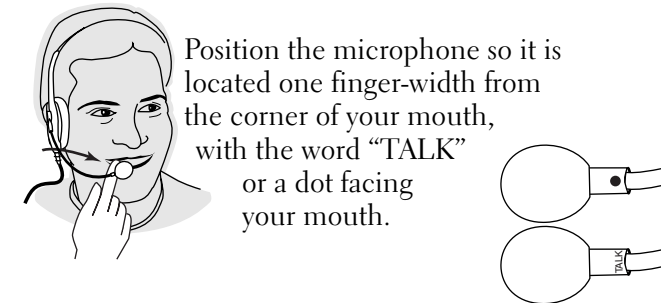
Fold

3 ADJUSTMENT

Adjust the headband to fit your head by sliding it in or out. Swivel to adjust the position of the microphone boom and bend the boom so that the microphone is close to your mouth.



Position the microphone so it is located one finger-width from the corner of your mouth, with the word "TALK" or a dot facing your mouth.



Fold

Fold

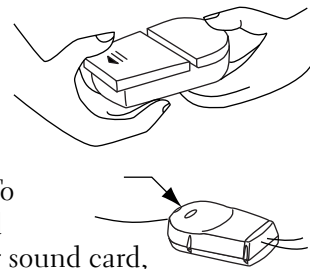
Fold

Fold

4 PARROTT TRANSLATOR™

The VXI Parrott Translator™ provides universal compatibility between your headset and any soundcard.

Adding two AA batteries to the Translator may improve your headset performance. To determine whether you need batteries with your particular sound card, press the button on the top of the Translator:



LED ON Batteries not needed
LED OFF Add two (2) AA batteries

To install or change the batteries:

1. Turn the Translator over so the bottom is facing you.
2. Push the cover in the direction of the embossed arrow and ribs to slide the cover off.
3. Install two AA batteries. Slide the cover back on in the opposite direction.
4. The batteries should be replaced once a year.

To test the batteries for replacement, press the button on top of the Translator:

LED ON Batteries OK, check in three months
LED OFF Replace batteries

Fold

Fold

Fold

VXI LIMITED WARRANTY

1. If your VXI headset or amplifier fails to work for any reason during the first two years from the date of purchase as shown by the purchaser's warranty registration, VXI will repair or replace the headset or amplifier, at its election, free of charge. Without warranty registration, the warranty period begins on the date of manufacture. All products returned to VXI after the two-year warranty period will be repaired as "out of warranty" products, and purchaser will be billed for such repairs pursuant to the Out-of-Warranty Repair provisions set forth below.
2. The obligations of VXI under this warranty shall be limited to repair or replacement (at our option) of any part returned, freight pre-paid to VXI.

Returned products require a Return Authorization that may be requested from VXI at 800-742-8588 or www.vxicorp.com.

3. THIS LIMITED WARRANTY IS IN LIEU OF ALL OTHER WARRANTIES, EXPRESS OR IMPLIED, INCLUDING THE IMPLIED WARRANTIES OF MERCHANTABILITY AND FITNESS FOR A PARTICULAR PURPOSE.

Some jurisdictions do not permit the exclusion of implied warranties and the foregoing exclusions may not apply to you.

4. In no event shall VXI be responsible for any other damages whatsoever including direct, indirect, special, incidental, consequential or otherwise for breach of this or any other warranty, express or implied.
5. Products returned to VXI for Warranty and Out-of-Warranty repairs, freight prepaid and with proper Returned Authorizations, will be return shipped to the customer at VXI's expense within five (5) days of VXI's receipt of payment.

OUT-OF-WARRANTY REPAIRS

VXI will repair out-of-warranty headsets or amplifiers for a charge of \$22.50 each (or such other charge as may be applicable as of the date of receipt by VXI). See return details above. Out-of-warranty repairs are warranted to be free from defects in material and workmanship for ninety (90) days.



If you have headset questions, please contact:
VXI Corporation Technical Support (800) 742-8588
Headquarters (603) 742-2888
email parrott@vxicorp.com
website www.vxicorp.com

P/N 200906A ©2001 VXI CORPORATION

Free Manuals Download Website

<http://myh66.com>

<http://usermanuals.us>

<http://www.somanuals.com>

<http://www.4manuals.cc>

<http://www.manual-lib.com>

<http://www.404manual.com>

<http://www.luxmanual.com>

<http://aubethermostatmanual.com>

Golf course search by state

<http://golfingnear.com>

Email search by domain

<http://emailbydomain.com>

Auto manuals search

<http://auto.somanuals.com>

TV manuals search

<http://tv.somanuals.com>