
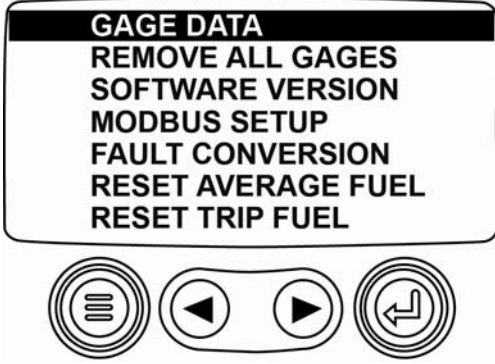
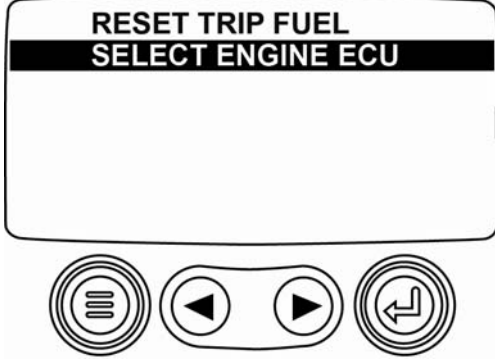


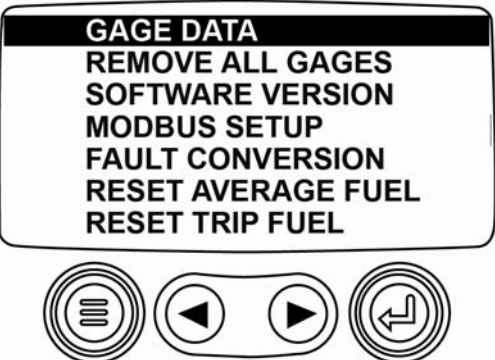
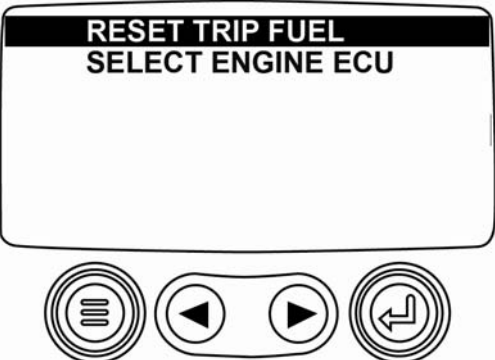
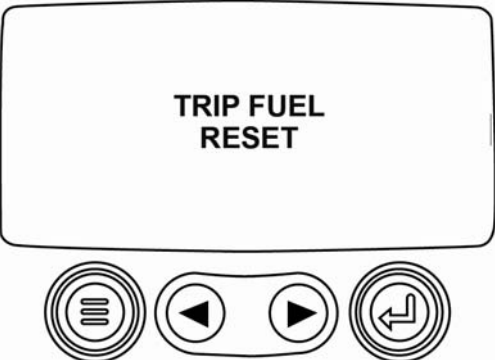


Crusader PowerView Instruction Sheet

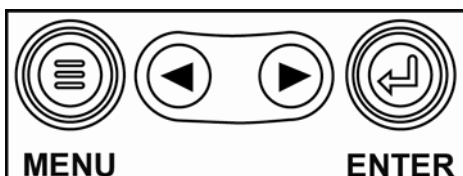
INITIAL TWIN ENGINE SET UP

<ol style="list-style-type: none"> After installation start your engines. Both PowerView units will be reading the Master engine. Choose to leave one engine running and kill the other. While the one engine is running, press MENU on the PowerView keypad. Scroll down to the bottom of the second page until UTILITIES is highlighted. Press Enter. 	 <p>ADJUST BACKLIGHT ADJUST CONTRAST UTILITIES</p>
<ol style="list-style-type: none"> Within the UTILITIES menu you will find a list of options. 	 <p>GAGE DATA REMOVE ALL GAGES SOFTWARE VERSION MODBUS SETUP FAULT CONVERSION RESET AVERAGE FUEL RESET TRIP FUEL</p>
<ol style="list-style-type: none"> Scroll to the bottom of the second page until "SELECT ENGINE ECU" is highlighted. Press ENTER. 	 <p>RESET TRIP FUEL SELECT ENGINE ECU</p>
<ol style="list-style-type: none"> This screen will default to listen to the Master engine (0). To change this to listen to the Slave engine (1) press the right arrow key. 1 will appear on the screen. Press ENTER. <p>NOTE: Make sure to press ENTER after selecting ECU 1 in order to activate your selection.</p> <ol style="list-style-type: none"> Press MENU to go back to the main data screens. You should now have data available for the engine. If you do not, then the engine you are working with is the Master and should be set to 0 and the other engine is the Slave and should be set to 1. Repeat this process to change the other PowerView unit. 	 <p>LISTEN TO ECU: 1</p>

RESETTING FUEL OPTIONS

<p>1. Press MENU and scroll down to the bottom of the second page until UTILITIES is highlighted. Press ENTER.</p>	
<p>2. Here you will find multiple fuel parameters that can be reset at the discretion of the user.</p>	
<p>3. Scroll to highlight "RESET TRIP FUEL" and press ENTER. The parameter will reset. 4. Press MENU to return to the data screens.</p>	
<p>5. When the fuel parameters are reset, the screen will display a message to indicate that.</p>	

PowerView Keypad Buttons



www.fwmurphy.com
(818) 317-4100 sales@fwmurphy.com

Free Manuals Download Website

<http://myh66.com>

<http://usermanuals.us>

<http://www.somanuals.com>

<http://www.4manuals.cc>

<http://www.manual-lib.com>

<http://www.404manual.com>

<http://www.luxmanual.com>

<http://aubethermostatmanual.com>

Golf course search by state

<http://golfingnear.com>

Email search by domain

<http://emailbydomain.com>

Auto manuals search

<http://auto.somanuals.com>

TV manuals search

<http://tv.somanuals.com>