

2008 LEXUS GS



Optional equipment shown.



## 2008 LEXUS **GS** Performance



Optional equipment shown.



**The journey of a GS driver can follow multiple paths:** the GS 350, GS 350 AWD and GS 460. While the paths vary slightly, the destination remains the same: pure, unbridled exhilaration. The GS 350 features dual Variable Valve Timing with intelligence (VVT-i). By continually monitoring and adjusting the engine's valves, the dual VVT-i system provides optimal power at all times to the driver. The GS 350 is propelled by a direct-injection, 303-horsepower,<sup>1</sup> 3.5-liter V6. The GS 460 features VVT-iE, with an additional intake function that responds more quickly and eliminates any effect cold weather may have upon starting the engine. And a 342-horsepower<sup>1</sup> 4.6-liter V8 gives the GS 460 its 0-to-60 time of 5.4 seconds.<sup>1,2</sup> With so much power, it's all the more appropriate that a "Start" button is used to ignite the engine. Because the less time you have to spend turning a key, the more time you'll have to spend as you please.

<sup>1,2</sup>See page 18 for more information.

## 2008 LEXUS **GS** Performance (Continued)



The GS 460 sports an eight-speed sequential-shift automatic transmission, while the GS 350 is equipped with a six-speed sequential-shift automatic transmission. The additional gears in each of these high-performance sedans provide greater acceleration on demand and virtually seamless shifting. Both feature an Electronically Controlled Transmission with intelligence (ECT-i) that can learn your acceleration habits and adjust the shift-timing accordingly. And for those who prefer to have more command over their vehicle, the sequential-shifting feature enables you to manually shift gears by simply nudging the gear shift forward and backward.



## 2008 LEXUS GS Suspension & Handling



**The journey of a GS driver seldom follows a straight line.** Rather, in the mind of this driver—the more curves, the better. Which is precisely why the GS models include a multi-link rear suspension for responsive handling. And why the GS 460 sports a Variable Gear-Ratio Steering (VGRS) system that automatically varies the rack-and-pinion steering ratio for optimal maneuverability and control. And because every road—straight and curvy—must eventually end at some point, the GS comes equipped with an advanced braking system featuring front brake pads that yield a higher coefficient of friction.<sup>3</sup> Adaptive Variable Suspension (AVS), standard on the GS 460 and available on the GS 350, enables you to choose the Normal or Sport suspension setting to best fit your driving style. The all-wheel drive (AWD) GS 350 isn't particular when it comes to devouring roads. AWD helps give added traction in many types of driving conditions. And, by allocating engine power to each individual wheel, it can help provide the GS greater grip in corners than two-wheel-drive performance sedans.

<sup>3</sup>See page 18 for more information.

## 2008 LEXUS GS Control



You never know what you'll find around the next curve, which is why we developed the highly advanced Vehicle Dynamics Integrated Management (VDIM)<sup>4</sup> system in the GS. Using a series of electronic sensors that can anticipate a loss of traction, rather than merely detect a loss of traction once it occurs, the system can apply a combination of individual wheel braking, throttle reduction and steering assistance to help you maintain traction, balance and control. Using a separate set of sensors, the available adaptive cruise control<sup>5</sup> can detect the speed of a vehicle traveling ahead and automatically decelerate to maintain a pre-set following distance. Fully anticipating that the GS driver will likely spend as much time as possible on curvy roads, the GS is available with an Adaptive Front Lighting System (AFS).<sup>\*</sup> To help illuminate more of the road around a curve,

the headlamps rotate into the turn. In a left turn, the left headlamp will pivot up to 15 degrees and in a right turn, the right headlamp will pivot up to five degrees. Even those who tend to keep their pedal firmly planted downward have to stop and reverse now and then. So, for those select few times, the GS is made available with a backup camera.<sup>6</sup> Included with the available DVD Navigation System,<sup>7</sup> the backup camera<sup>6</sup> uses a tiny lens at the rear of the vehicle to transmit a clear, wide-angle color image to your NAV screen the instant the GS is placed in reverse. By enabling you to see objects you otherwise might have missed, the camera helps provide greater assurance than mirrors alone. Because while reversing may be the last thing you want to do in a car like the GS, it's the last thing we would ever ignore. For added assurance, the GS comes standard with side mirrors that automatically tilt down when the car is placed in reverse. A particularly useful feature when parallel parking or when there are low objects around you.

<sup>\*</sup>Standard on GS 460; available on GS 350.

<sup>4, 5, 6, 7</sup>See page 18 for more information.



## 2008 LEXUS GS Interior



Majestic sunrises and sunsets are like nothing else in the world. The brilliant shades of orange and red. The flickering sun on the horizon. The glare. Yes, even meteorological wonders have their problems. Not that the driver of the GS would ever notice, mind you. Because the faces covering the instrument panel gauges in the GS are all part of a larger Electronic Chromatic Device (ECD) system. The system is activated by a sensor in the rear window that detects the amount of light being projected into the cabin of the GS. In the case of a setting sun, for example, the faces automatically lower their transparency level to help reduce glare and maintain optimal visibility. When the vehicle is off, the ECD system is inactive and the faces are 100% transparent. When the vehicle is on and the ambient light level is low, the faces are 70% transparent. When the ECD system becomes activated by light entering the rear of the GS, the faces automatically reduce their transparency levels to as low as 30% to reduce glare. While anticipating your needs is one component of luxury, adapting to your personal preferences is just as important. Hence, features like dual-zone automatic climate control and heated, 10-way power-adjustable front seats with available internal ventilation. With Lexus Personalized Settings (LPS),<sup>8</sup> you can tailor nearly 40 different options to your taste, from the automatic opening of the moonroof when you unlock the doors to the volume of the remote entry beeper. And what could be more personal than a car that detects its owner's presence? With SmartAccess<sup>9</sup> you can operate the door locks, open the trunk and start the ignition without ever taking the key out of your pocket. Sure it's unconventional. But, then again, so are you.

<sup>8,9</sup> See page 18 for more information.



## 2008 LEXUS GS Interior Lighting



In a car like the GS, the driver's seat is a destination in itself. Accordingly, it even comes with its own tour guide. Whatever corner of the world you travel to, the mark of a superior tour guide is the innate ability to identify which areas you'll find of particular interest along your journey. The sequential lighting system inside the GS functions in much the same way. Using a combination of its 18 lamps, the system sequentially illuminates different areas of the interior based upon where the driver will most likely need light during the entry process. From the first illumination of the puddle lamps before you even reach the door to the final illumination of the ignition button, the GS was designed to intuitively predict and assist you in every movement until the engine is started. Of course, where you go after that is completely up to you.

## 2008 LEXUS GS DVD Navigation System with Backup Camera



Optional equipment shown.

**Not the type to ask for directions? Have your cell phone do it for you.** For those hesitant to swallow their pride and ask for directions, the GS is available with a voice-activated DVD Navigation System<sup>7</sup> that, through the use of Bluetooth<sup>®</sup> technology,<sup>10</sup> can interact with your Lexus-compatible cell phone. So, should you not know a commercial location's address or GPS coordinates to search by, the system can oftentimes search by simply importing the location's phone number directly from your cell phone. You can even place a hands-free call through the system, notifying the expectant party that you're on your way. And with nearly nine million preprogrammed points of interest, the system can assist with everything from guiding you to the nearest ATM location to recommending a seafood restaurant for dinner. And while the Navigation System<sup>7</sup> helps guide you forward, its screen also helps you move backward. An available backup camera<sup>6</sup> uses a tiny lens at the rear of the vehicle to transmit a wide-angle color image to your NAV screen the instant you place the GS in reverse.

<sup>6,7,10</sup>See page 18 for more information.



## 2008 LEXUS GS Mark Levinson® Audio System



**There are hundreds of reasons to stop and explore the scenery. However, we've given you 7.1 reasons to keep driving.** This was the motivation behind the available Mark Levinson® Premium Surround Sound Audio System<sup>11</sup> in the GS. Utilizing 14 strategically placed speakers and a powerful 11-channel amplifier, this fully discrete 7.1-channel surround sound system was engineered to produce the purest sound available. Where, unlike typical 5.1-channel architecture, the "sweet spot" of sound encompasses all passenger-seating locations. So that, quite literally, every seat is the best seat in the house.

<sup>11</sup>See page 18 for more information.



## 2008 LEXUS **GS** Safety and Security

**With the GS, intuitive luxuries abound.** Like available windshield wipers that automatically turn on when the system detects rain on the windshield and adjust their wiping speed to accommodate for the rate of rainfall. And tires that are individually equipped with sensors that continually monitor the tire pressure<sup>12</sup> Should there ever be a critical loss in pressure, an indicator light will alert the driver. While liberal doses of exhilaration are doled out mile after mile, the safety of you and your passengers will always be a priority. Which is why the GS is made available with a Pre-Collision System (PCS).<sup>13</sup> With PCS, a millimeter-wave radar system can calculate the distance and speed at which the GS is approaching an object and determine if a collision is imminent. If so, the system will automatically apply increased braking force once you step on the brakes, while simultaneously retracting the front seatbelts to help prepare the occupants.



<sup>12,13</sup> See page 18 for more information.

## 2008 LEXUS **GS** Safety and Security (Continued)



The safety features of the GS can actually help prevent a collision. A system called Vehicle Dynamics Integrated Management (VDIM)<sup>4</sup> can help control loss of traction during a turn. When a series of sensors detects a problem, the system uses a combination of individual-wheel braking, throttle activation and steering assistance to seamlessly correct the situation before a skid actually occurs. A technology called Brake Assist<sup>14</sup> can gauge how quickly and forcefully the driver steps on the brake pedal and if a panic stop situation is detected automatically apply additional braking power until the driver releases the pedal. Furthermore, in those rare instances when a collision does occur, front and rear crumple zones are designed to help manage the forces of the impact on the driver and the passengers. The Supplemental Restraint System (SRS) in the GS utilizes 10 airbags<sup>15</sup> strategically placed throughout the cabin. To help protect front and rear passengers in certain severe side-impact collisions, the GS models features full-length side curtain and front seat-mounted side airbags, while rear passengers also benefit from rear-seat mounted side airbags, all of which come standard. And knee and frontal airbags can help provide additional protection to the driver and front passenger. The dual-stage front airbag system is designed to deploy at different speeds depending upon such variables as the severity of impact and the distance between the driver's seat and the steering wheel.

<sup>4,14,15</sup> See page 18 for more information.

## 2008 LEXUS **GS** Ownership Experience



**And now your journey is ready to begin.** The Lexus ownership experience is a magnificent journey within itself. Measured not in mileage, but in moments. Flashes in time that delight you, inspire you. That in whatever small way, enrich your life. You'll feel it in the peace of mind you get from our well-earned reputation for unparalleled vehicle quality and dependability. You'll feel it in the pride of knowing that Lexus puts a high priority on the wise use of natural resources as shown in the certification of every vehicle we build. And you'll feel it in our award-winning customer service, where every dealership goes to great lengths to accommodate you. This journey of Lexus ownership is the reason our owners are some of the most satisfied drivers on the road today. And why so many of them continue to return again and again. Because we understand that whether your travels take you to the vineyards for a weekend or simply around the block for errands, the miles of road left behind you will be a distant memory. But the moments along the way will last a lifetime.

**CUSTOMER SATISFACTION** Your total and complete satisfaction is our highest priority. Which is why you may find our dealerships provide such amenities as offices you can use for business, free pickup and delivery, service loaner vehicles, complimentary car washes, concierge services and even 24-hour emergency Roadside Assistance\* for your first four years of ownership.

**RESPONSIBLE THINKING** As part of an effort to reduce emissions whenever possible, every Lexus vehicle built since 2004 has been certified as either a Low-Emission Vehicle (LEV), Ultra-Low Emission Vehicle (ULEV) or (ULEV II) or Super Ultra-Low Emission Vehicle (SULEV).

**VALUE/DEPENDABILITY/QUALITY** Our commitment to build the finest vehicles in the world has not wavered since our inception. Seen in such ways as projected low repair costs and high retained value, our pursuit of perfection has never been stronger.

\*Coverage only available in the continental U.S. and Canada. Please see your Lexus dealer for details on our Roadside Assistance program.

## 2008 LEXUS **GS** Options & Accessories\*



Machined Tourmaline 18-inch alloy wheels<sup>16</sup>



### Navigation System/Mark Levinson® Premium Surround Sound Audio System Package

Voice-activated DVD Navigation System<sup>7</sup> with backup camera<sup>6</sup> ■ Mark Levinson 14-speaker 330-watt @ less than 0.1% THD, 20-20,000 Hz<sup>17</sup> Premium Surround Sound Audio System<sup>11</sup> with 7.1 architecture and in-dash, single-feed, six-disc DVD/CD auto-changer featuring DVD-audio and DVD-video playback

### Individual Options and Accessories

Voice-activated DVD Navigation System<sup>7</sup> with backup camera<sup>6</sup> ■ Intuitive Parking Assist ■ Pre-Collision System (PCS)<sup>13</sup> and Dynamic Radar Cruise Control<sup>5</sup> ■ Wood- and leather-trimmed steering wheel and shift knob (GS 350, standard on GS 460) ■ Ventilated front seats (GS 350) ■ Power rear sunshade ■ Rain-sensing intermittent windshield wipers, headlamp washers, Adaptive Front Lighting System (AFS standard on GS 460) ■ Active Power Stabilizer Suspension System (GS 460) ■ Adaptive Variable Suspension (AVS) with electronically modulated damping (GS 350, standard on GS 460) ■ Rear spoiler ■ 245/40VR18 all-season run-flat tires<sup>16,18</sup> (GS 460, GS 350 RWD) ■ 18 x 8.0-in five-spoke alloy wheels with 245/40VR18 summer tires<sup>16</sup> (GS 350 RWD only) ■ 225/50VR17 all-season run-flat tires<sup>16,18</sup> (GS 350 RWD only) ■ Lexus Link<sup>®19</sup> ■ XM<sup>®</sup> or SIRIUS<sup>®</sup> Satellite Radio capability<sup>20</sup> ■ All-weather floor mats ■ Trunk mat ■ Cargo net ■ Car cover ■ Wheel locks ■ 18-in G-Spider alloy wheels<sup>16</sup> ■ 18-in Machined Tourmaline alloy wheels<sup>16</sup>

<sup>5, 6, 7, 11, 13, 16, 17, 18, 19, 20</sup> See page 18 for more information.

# 2008 LEXUS **GS** Specifications

## BODY, DIMENSIONS

Type	Five-passenger luxury sport sedan
Construction	Welded-steel unibody
Overall Length	190.0 in (4,826 mm)
Width	71.7 in (1,821 mm)
Height	56.1 in (1,425 mm) (RWD), 56.5 in (1,435 mm) (AWD)
Wheelbase	112.2 in (2,850 mm)
Curb Weight	3,945 lb (1,789 kg) (GS 460) 3,795 lb (1,721 kg) (GS 350 RWD) 3,965 (1,799 kg) (GS 350 AWD)
Fuel-tank Capacity	18.8 gal (71 L)
Trunk Capacity	12.7 cubic feet (360 L)
Headroom	37.8/37.0 in (960/940 mm)
Legroom	43.5/36.4 in (1,105/925 mm) (front/rear)
Shoulder Room	56.3/55.1 in (1,430/1,400 mm) (front/rear)
Hip Room	54.4/51.4 in (1,382/1,306 mm) (front/rear)

## GS 460 ENGINE

Type	90° V8, aluminum block and heads, certified Ultra-Low Emission Vehicle (ULEV II)
Displacement	4.6 liters (281 cubic inches)
Valvetrain	Four cam, four valves per cylinder, with dual Variable Valve Timing with intelligence and Electronic intake valve timing (VVT-iE)
Compression Ratio	11.8:1
Horsepower at RPM	342 hp @ 6,200 <sup>1</sup>
Torque at RPM	339 lb-ft @ 3,600 <sup>1</sup>

## GS 350 ENGINE


Type	60° direct injection V6, aluminum block and heads, certified Ultra-Low Emission Vehicle (ULEV II)
Displacement	3.5 liters (210 cubic inches)
Valvetrain	Four cam, four valves per cylinder, with dual Variable Valve Timing with intelligence (VVT-i)
Compression Ratio	11.8:1
Horsepower at RPM	303 hp @ 6,200 <sup>1</sup>
Torque at RPM	274 lb-ft @ 3,600 <sup>1</sup>

## GS 460 PERFORMANCE

0 - 60 MPH Acceleration	5.4 seconds <sup>1,2</sup>
1/4-Mile Acceleration	13.9 seconds <sup>1,2</sup>
Top Track Speed	149 mph (electronically limited) <sup>1,2</sup>
EPA Fuel Economy Estimates	17/24 mpg <sup>21</sup> (city/highway)
Aerodynamic Drag Coefficient	0.27
Turning Circle	36.4 ft

## GS 350 PERFORMANCE

0 - 60 MPH Acceleration	5.7 seconds (RWD), <sup>1,2</sup> 5.8 seconds (AWD) <sup>1,2</sup>
1/4-Mile Acceleration	14.2 seconds (RWD), <sup>1,2</sup> 14.3 seconds (AWD) <sup>1,2</sup>
Top Track Speed	143 mph (RWD), <sup>1,2</sup> 130 mph (AWD), <sup>1,2</sup> (electronically limited) <sup>4</sup>
EPA Fuel Economy Estimates	19/27 mpg <sup>21</sup> (city/highway) (RWD) 18/25 mpg <sup>21</sup> (city/highway) (AWD)
Aerodynamic Drag Coefficient	0.27
Turning Circle	36.4 ft (RWD), 37.4 ft (AWD)



<sup>1</sup>EPA-estimated ratings: Actual mileage will vary.  
<sup>1,2,21</sup>See page 18 for more information.



## 2008 LEXUS GS Specifications (Continued)

### CHASSIS

Vehicle Dynamics Integrated Management (VDIM) <sup>4</sup>	Advanced stability and traction management system designed to proactively but seamlessly integrate separate vehicle dynamic functions to enhance driver control and vehicle performance under a variety of adverse conditions. VDIM <sup>4</sup> manages the integration of Electronic Controlled Braking (ECB) (GS 460), Electronic Power Steering (EPS), Variable Gear-Ratio Steering (VGRS), Vehicle Stability Control (VSC), <sup>4</sup> Traction Control (TRAC), Anti-lock Braking System (ABS), Electronic Brakeforce Distribution (EBD) and Brake Assist <sup>14</sup>
Suspension	Front: Independent, double-wishbone with coil springs, gas-pressurized shock absorbers and stabilizer bar Rear: Independent, multi-link with coil springs, gas-pressurized shock absorbers and stabilizer bar. Adaptive Variable Suspensions (AVS) with electronically modulated damping
Steering	Electronic, vehicle-speed-sensing, progressive power-assisted rack-and-pinion. Variable Gear-Ratio Steering (VGRS), 2.7-3.2 turns lock to lock (GS 460), 3.2 turns lock-to-lock (GS 350 RWD), 3.1 turns lock-to-lock (GS 350 AWD)
Brakes	Four-wheel power-assisted discs, with four-sensor, four-channel Anti-lock Braking System (ABS), Electronic Brakeforce Distribution (ECB) and Brake Assist. <sup>15</sup> Electronic Controlled Braking (ECB) (GS 460) 13.1-in front, <sup>3</sup> 12.2-in rear ventilated discs
Wheels and Tires <sup>17</sup>	18 x 8.0-in five-spoke alloy wheels with 245/40ZR18 tires <sup>16</sup> (GS 460) Optional tires: 245/40VR18 all-season run-flat tires <sup>16,18</sup> (GS 460, GS 350 RWD) 17 x 7.5-in seven-spoke alloy wheels with 225/50VR17 tires. <sup>16</sup> Optional wheels and tires: 18 x 8.0-in five-spoke alloy wheels with 245/40Z2R18 tires <sup>16</sup> (GS 350) Optional tires: 225/50VR17 all-season run-flat tires <sup>16,18</sup> (GS 350 RWD) 17 x 7.5-in seven-spoke alloy wheels with 225/50VR17 all-season run-flat tires <sup>16,18</sup> (GS 350 AWD)

### DRIVETRAIN

Transmission	Eight-speed sequential-shift automatic Electronically Controlled Transmission with intelligence (ECT-i) Six-speed sequential-shift automatic Electronically Controlled Transmission with intelligence (ECT-i)
Drive Wheels	Rear, with standard Vehicle Dynamics Integrated Management (VDIM) <sup>4</sup> (GS 460, GS 350 RWD) Full-time all-wheel drive, with standard Vehicle Dynamics Integrated Management (VDIM) <sup>4</sup> (GS 350 AWD)
Final Drive Ratio	2.937:1 (GS 460) 3.727:1 (GS 350)

<sup>3, 4, 14, 16, 18</sup> See page 18 for more information.

## 2008 LEXUS GS Specifications (Continued)

### SAFETY AND SECURITY

Driver's and front passenger's dual-stage airbag system (SRS)<sup>15</sup> ▪ Front seat-mounted side airbags (SRS)<sup>15</sup> ▪ Front and rear side curtain airbags (SRS)<sup>15</sup> ▪ Driver's and front passenger's knee airbags (SRS)<sup>15</sup> ▪ Rear-seat mounted side airbags (SRS)<sup>15</sup> ▪ Three-point seatbelts for all seating positions, pre-tensioners with force limiters for front and outboard rear seats ▪ Automatic Locking Retractor/Emergency Locking Retractor (ALR/ELR) seatbelts for all passenger-seating positions. Emergency Locking Retractor (ELR) only for driver's seat ▪ Height-adjustable front shoulder belt anchors ▪ Child Restraint Seat (CRS) tether anchor brackets for rear outboard seating positions ▪ Four-wheel ventilated power-assisted disc brakes<sup>3</sup> ▪ Electronic Controlled Braking (ECB) (GS 460 only) ▪ Four-sensor, four-channel Anti-lock Braking System (ABS) ▪ Vehicle Dynamics Integrated Management (VDIM)<sup>4</sup> ▪ Vehicle Stability Control (VSC)<sup>4</sup> ▪ Traction Control (TRAC) ▪ Brake Assist<sup>14</sup> ▪ Electronic Brakeforce Distribution (EBD) ▪ Direct Tire Pressure Monitor System<sup>12</sup> ▪ Rigid body structure with front and rear crumple zones ▪ Side-impact door beams ▪ Reinforcements in pillars and doorsills ▪ Impact-dissipating upper interior trim ▪ Collapsible steering column ▪ High-Intensity Discharge (HID) headlamps with dynamic auto leveling ▪ Adaptive Front Lighting System (AFS) (GS 460 only) ▪ Daytime running lights ▪ Integrated foglamps ▪ LED taillamps ▪ Water-repellent front-door glass ▪ Variable intermittent windshield wipers with mist cycle ▪ Rear-window defogger with auto-off timer ▪ Power-adjustable, auto-folding outside mirrors with turn indicators, defoggers, puddle lamps and auto tilt-down in reverse ▪ Vehicle theft-deterrent and engine-immobilizer system ▪ Emergency interior trunk release ▪ First aid kit ▪ Tool kit

### LUXURY


Golden bird's-eye maple, dark gray bird's-eye maple or red walnut interior trim ▪ Perforated leather-trimmed interior ▪ Wood- and leather-trimmed steering wheel and shift knob (GS 460 only) ▪ Steering-wheel-mounted audio and display controls ▪ Power tilt-and-telescopic steering column with automatic tilt-away ▪ Liquid-crystal multi-information console display ▪ Lexus 10-speaker Premium Sound System with Automatic Sound Levelizer (ASL) and in-dash, single-feed, six-disc CD auto-changer ▪ Bluetooth<sup>®</sup> technology<sup>10</sup> ▪ In-glass antenna with FM-diversity system ▪ 10-way driver's and front passenger's (including lumbar) power seats ▪ Heated front seats ▪ Height-adjustable headrests for all seats ▪ Lexus Memory System to control power driver's and front passenger's seat (except lumbar), outside mirrors and steering wheel ▪ Dual-zone automatic climate control with interior air filter, smog sensor and automatic recirculation mode ▪ Power tilt-and-slide moonroof with one-touch open/close and sliding sunshade ▪ Power windows with one-touch auto open/close feature ▪ Remote-linked window and moonroof opening ▪ Retained accessory power for windows and moonroof ▪ Electrochromic (auto-dimming) inside mirror with compass and outside mirrors ▪ Power door locks ▪ Cruise control ▪ SmartAccess<sup>9</sup> with push-button Start/Stop ▪ Power trunk closer ▪ Center console with sliding armrest and storage bin ▪ Foldable front-door storage pockets ▪ HomeLink<sup>®</sup> universal transceiver to operate compatible garage, gate, home lighting and home security systems ▪ Illuminated entry system ▪ Electronic Chromatic Device (ECD) instrumentation ▪ Interior electronic trunk-lid and fuel filler door releases ▪ Lexus Personalized Settings (LPS)<sup>8</sup> to customize select electronic functions ▪ Automatic on/off projector-beam headlamps with 30-second delay ▪ Stainless-steel doorsill scuff plates ▪ Trunk pass-through ▪ Carpeted floor mats

<sup>3, 4, 8, 9, 10, 12, 14, 15</sup> See page 18 for more information.



# 2008 LEXUS GS Colors

## EXTERIOR COLORS



**STARFIRE PEARL**

Cashmere, Light Gray or Black Leather




**SMOKY GRANITE MICA**  
Light Gray or Black Leather



**BLACK SAPPHIRE PEARL**

Cashmere, Light Gray or Black Leather



**MERCURY METALLIC**  
Light Gray or Black Leather



**OBSIDIAN**  
Cashmere or Black Leather




**VERDIGRIS MICA**  
Cashmere Leather



**OPALINE PEARL**  
Light Gray or Black Leather




**MATADOR RED MICA**  
Cashmere or Black Leather




**GOLDEN ALMOND METALLIC**  
Cashmere Leather


## INTERIOR COLORS




Cashmere Leather with  
Perforated Inserts



Light Gray Leather  
with Perforated Inserts



Black Leather  
with Perforated Inserts



**GOLDEN BIRD'S-EYE MAPLE**  
Cashmere Leather



**DARK GRAY BIRD'S-EYE MAPLE**  
Light Gray Leather



**RED WALNUT**  
Black Leather

## WOOD TRIM

See your Lexus dealer for exact vehicle colors.



# 2008 LEXUS **GS** Warranty

## WARRANTY

Four-year/50,000-mile Lexus Limited Warranty. Six-year/70,000-mile Powertrain Warranty. Six-year/unlimited-mileage Corrosion Perforation Warranty. All warranties with zero deductible. See the *GS Warranty and Services Guide* at your Lexus dealer for details.

## FOOTNOTES & DISCLAIMERS

**1.** Ratings achieved using the required premium unleaded gasoline with an octane rating of 91 or higher. If premium fuel is not used, performance will decrease. **2.** Performance figures are for comparison only and were obtained with prototype vehicles by professional drivers using special safety equipment and procedures. Do not attempt. **3.** High-friction brakes are standard equipment for the front brakes only and require periodic inspection and measurement as outlined in the *Warranty and Services Guide*. The pads and rotors are expected to experience greater wear than conventional brakes. Pad life may be less than 20,000 miles, and brake rotor life may be less than 50,000 miles depending on driving conditions. **4.** Vehicle Stability Control (VSC) and Vehicle Dynamics Integrated Management (VDIM) are electronic systems designed to help the driver maintain control under adverse conditions. They are not substitutes for safe driving practices. Factors including speed, road conditions and driver steering input can all affect whether VSC and VDIM will be effective in preventing a loss of control. Please see your *Owner's Manual* for further details. **5.** Dynamic Radar Cruise Control is designed to assist the driver and is not a substitute for safe and attentive driving practices. Please see your *Owner's Manual* for important cautions and details. **6.** The backup camera, available only with the Navigation System, does not provide a comprehensive view of the rear area of the vehicle. You should also look around outside your vehicle and use your mirrors to confirm rearward clearance. Cold weather will limit effectiveness and view may become cloudy. **7.** The Navigation System is designed to assist in locating an address or point of interest. Discrepancies may be encountered between the system and your actual location. Road system changes may affect the accuracy of the information provided. Rely on your common sense to decide whether to follow a specified route. Detailed coverage not available in every city or roadway. Periodic updates available at an additional cost. Please see your *Navigation System Owner's Manual* and your Lexus dealer for further details. **8.** The Lexus Personalized Settings (LPS) Program is a one-time, complimentary offer for the first 12 months from the date the vehicle is sold. Please see your Lexus dealer for more information. **9.** The SmartAccess system may interfere with some pacemakers or cardiac defibrillators. If you have one of these medical devices, please talk to your doctor to see if you should deactivate this system. **10.** The Bluetooth® technology phones listed on [lexus.com](http://lexus.com) have been tested for compatibility with Lexus vehicles. Performance will vary based on phone software version, coverage and your wireless carrier. Phones are warranted by their manufacturer, not Lexus. **11.** Mark Levinson is a registered trademark of Harman International Industries, Inc. **12.** The Lexus Tire Pressure Monitor System alerts the driver when tire pressure is critically low. For optimal tire wear and performance, tire pressure should be checked regularly with a gauge; do not rely solely on the monitor system. Please see your *Owner's Manual* for details. **13.** The Pre-Collision System is designed to help reduce the crash speed and damage in certain frontal collisions only. It is not a collision-avoidance system and is not a substitute for safe and attentive driving. System effectiveness depends on many factors, such as speed, driver input and road conditions. Please see your *Owner's Manual* for further information. **14.** Brake Assist is designed to help the driver take full advantage of the benefits of ABS. It is not a substitute for safe driving practices. Braking effectiveness also depends on proper brake-system maintenance and tire and road conditions. **15.** All the airbag ("AB") systems are Supplemental Restraint Systems. All ABs (if installed) are designed to inflate only under certain conditions and in certain types of severe collisions: frontal and knee ABs typically inflate in frontal collisions; side and side curtain ABs in side collisions; Roll-Sensing Curtain ABs at a severe tilt degree, roll or lateral G-force. In all other accidents, the ABs will not inflate. To decrease the risk of injury from an inflating AB, always wear seatbelts, sit upright in the middle of the seat as far back as possible and do not lean against the door. Do not put objects in front of an AB or around the seatback. Do not use a rearward-facing child seat in any front passenger seat. The force of an inflating AB may cause serious injury or death. Please see your *Owner's Manual* for further information/warnings. **16.** 17- or 18-in tires are expected to experience greater tire wear than conventional tires. Tire life may be substantially less than 20,000 miles (17-in tires) or 15,000 miles (18-in tires), depending on driving conditions. **17.** Continuous average power, all channels driven, at less than 0.1% THD; 20-20,000 Hz. **18.** Run-flat tire technology is designed for limited emergency use only. If air pressure is lost, vehicle speed must remain below 55 mph; cornering, braking and accelerating must be done with extreme caution; and the tire should be replaced within 100 miles. Please see your Lexus dealer for details. **19.** An active Lexus Link® subscription (including a signed Lexus Link Service Subscription Agreement) is required in order to receive Lexus Link services. Lexus Link services require vehicle electrical system and wireless service to be available and operating for features to function properly. Lexus Link uses existing emergency service providers as well as wireless and satellite technologies. A one-year subscription to the Safety Plan is included with the purchase of a new vehicle. Other plans are available at an additional cost. **20.** Functioning XM® Satellite Radio and SIRIUS® Satellite Radio require a compatible receiver and monthly service fee. Please see your Lexus dealer for further details. Reception of the satellite signal may vary depending on location. All fees and programming subject to change. Subscriptions subject to the terms and conditions available at [www.xmradio.com](http://www.xmradio.com) and [www.sirius.com](http://www.sirius.com). Available only in the 48 contiguous United States. **21.** 2008 EPA MPG estimates. For model year 2008, the EPA has revised the way the estimated fuel economy is determined. Actual mileage will vary.

\* Lexus strives to build vehicles to match customer interest and thus they typically are built with popular options and option packages. Not all options/accessories/packages are available separately and some may not be available in all regions of the country. See [lexus.com](http://lexus.com) for information about options/accessories/packages commonly available in your area. If you would prefer a vehicle with no or different options, contact your dealer to check for current availability or the possibility of placing a special order.

Specifications, features, equipment, technical data, performance figures, options, and color and trim are based upon information available at time of posting, are subject to change without notice, are for mainland U.S.A. vehicles and may differ in the state of Hawaii, Puerto Rico, the U.S. Virgin Islands and in other regions. Some vehicles shown with optional equipment. Optional equipment listed may not be available separately or in all regions. See your Lexus dealer for details. Lexus reminds you to wear seatbelts, secure children in rear seat, obey all traffic laws and drive responsibly.

For more information, call 800-USA-LEXUS (872-5398). To learn more about your financing options, contact your Lexus dealer or call Lexus Financial Services at 800-874-7050.

All photographs appearing in this e-brochure are the copyrighted property of the photographers contracted by or on behalf of Lexus and may not be reproduced in any way whatsoever without prior written permission from both Lexus and the applicable photographer(s) or their authorized agent(s).

©2007-2008 Lexus, a Division of Toyota Motor Sales, U.S.A., Inc. All information contained herein applies to U.S. vehicles only.



## Free Manuals Download Website

<http://myh66.com>

<http://usermanuals.us>

<http://www.somanuals.com>

<http://www.4manuals.cc>

<http://www.manual-lib.com>

<http://www.404manual.com>

<http://www.luxmanual.com>

<http://aubethermostatmanual.com>

Golf course search by state

<http://golfingnear.com>

Email search by domain

<http://emailbydomain.com>

Auto manuals search

<http://auto.somanuals.com>

TV manuals search

<http://tv.somanuals.com>